

2021 APHA Zone 5

ZONE-O-RAMA

PATTERN BOOK



3rd YEAR!



NATIONAL SNAFFLE BIT ASSOCIATION
CLASSES!



April 24-25, 2021

8AM both days

Iowa Equestrian Center

Cedar Rapids, Iowa

ALL Heated Facility



4 JUDGES

Sandy Curl (NSBA)

Cindy Wolverton

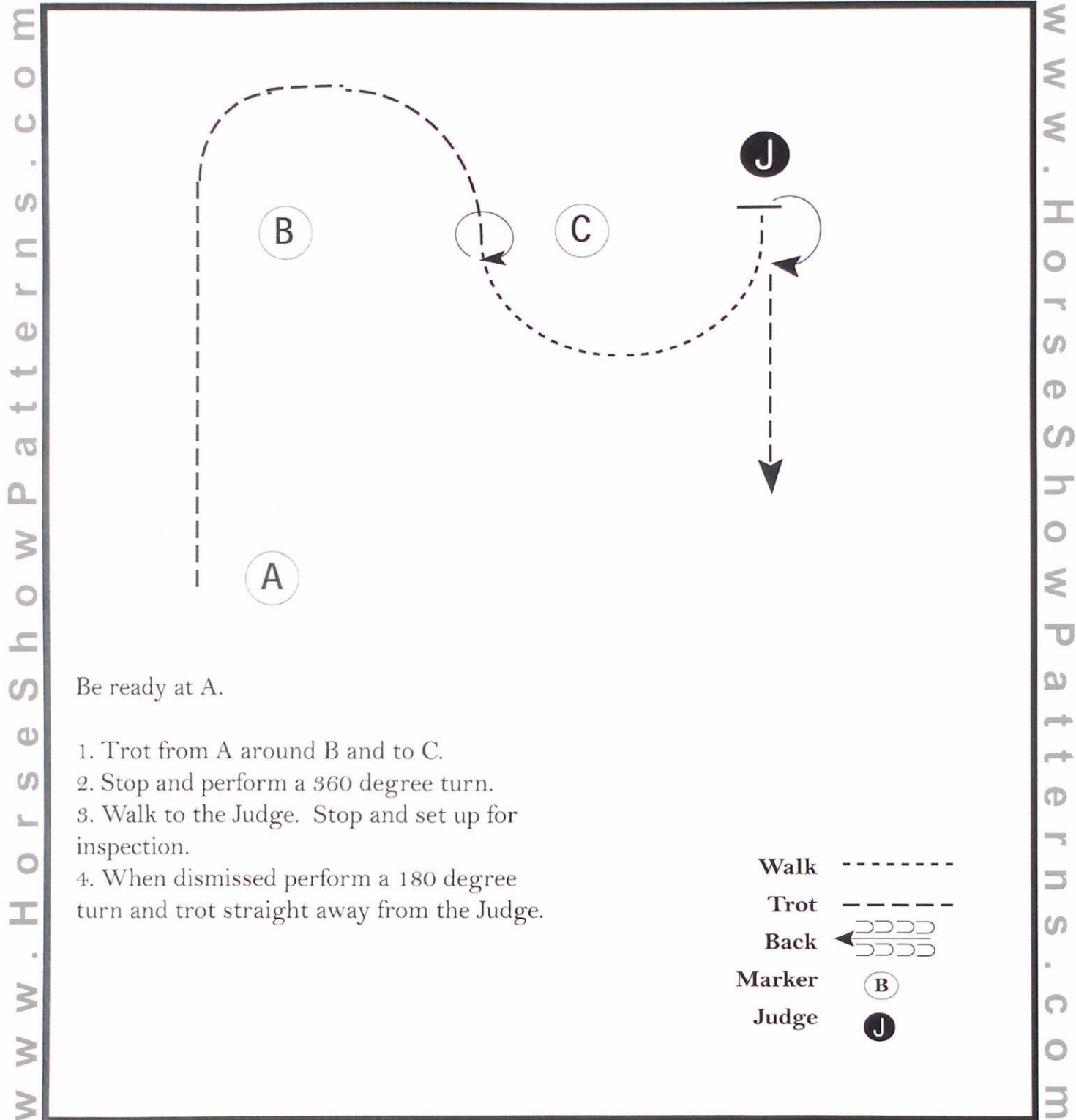
Gayle Lampinen

Stephanie McConnell (NSBA)

Zone 5

Novice Non Pro Showmanship

Show Date: 04-24/25-2021



[S/2-35]

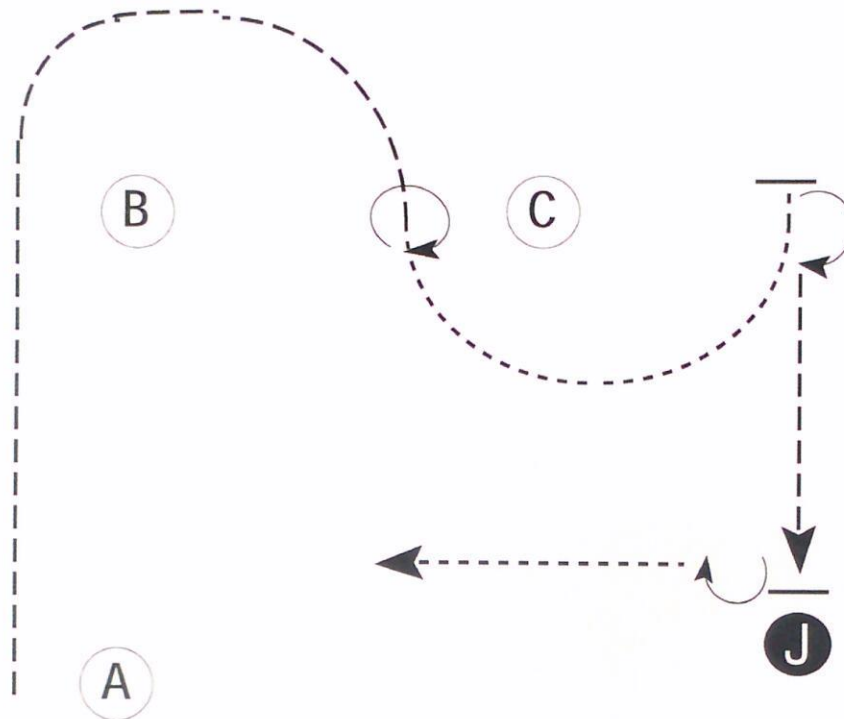
Pattern Provided by:

The Judges

Zone 5

Non Pro Showmanship

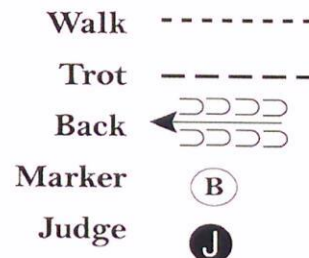
Show Date: 04-24/25-2021



Be ready at A.

1. Trot from A around B and to C.
2. Stop and perform a 360 degree turn.
3. Walk until even with C. Stop and perform a 180 degree turn.
4. Trot to the Judge., stop and set up for inspection.
5. When dismissed perform a 90 degree turn and walk away from the Judge.

Follow the instructions of your ring steward.



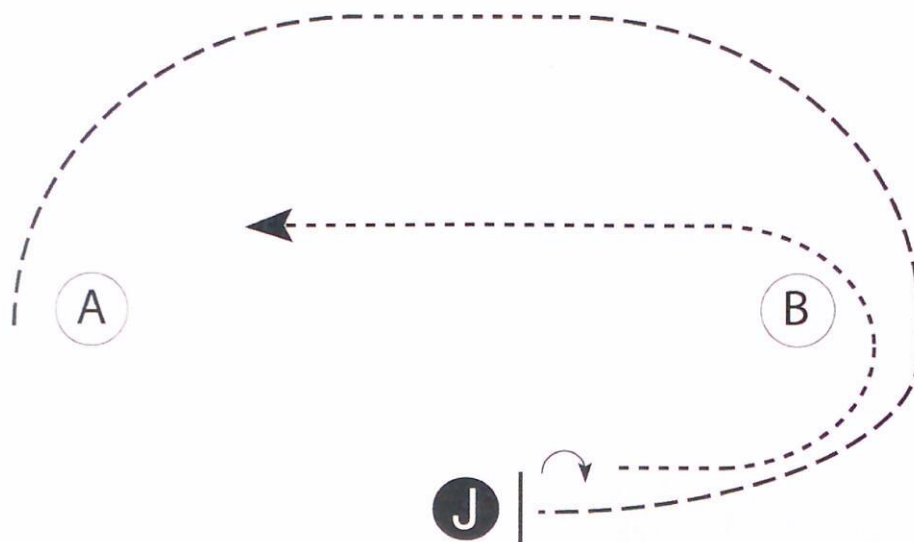
Pattern Provided by:

The Judges

Zone 5

5-10 Showmanship

Show Date: 04-24/25-2021



Be ready at A.

1. Trot an arc to the right.
2. At the top of the arc, **walk 1 horse length.**
3. Trot in a half circle and straight to Judge.
4. Stop and set up for inspection.
5. When dismissed, perform a 1/2 turn.
6. Walk around B and toward A as shown..
7. Continue to walk to exit.

Follow the instructions of your ring steward.

Walk	-----
Trot	- - - - -
Back	← ⊞ ⊞ ⊞ ⊞
Marker	⊞ B
Judge	⊙ J

[S/WT-46]

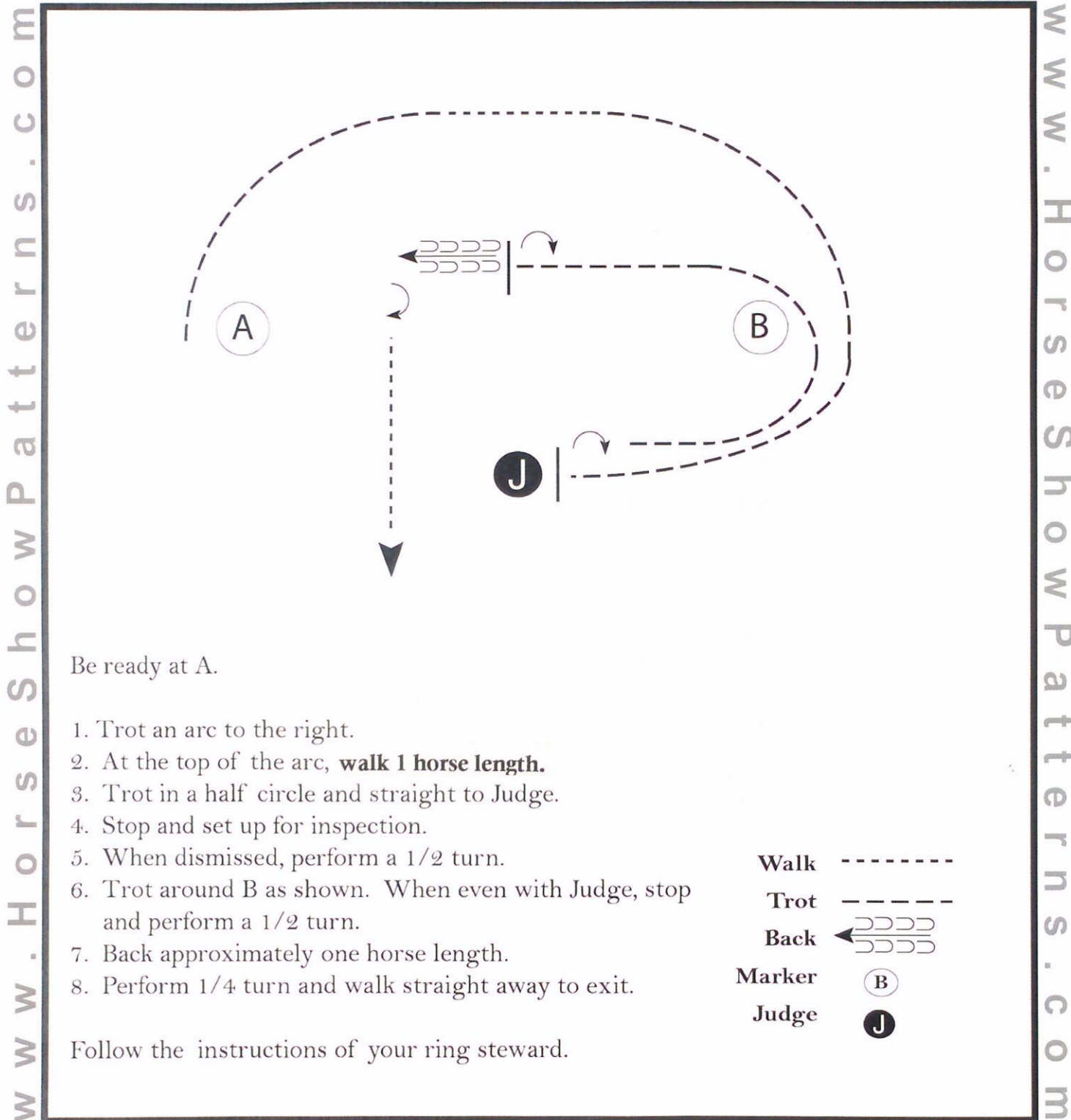
Pattern Provided by:

The Judges

Zone 5

Walk/Walk Amateur Showmanship

Show Date: 04-24/25-2021



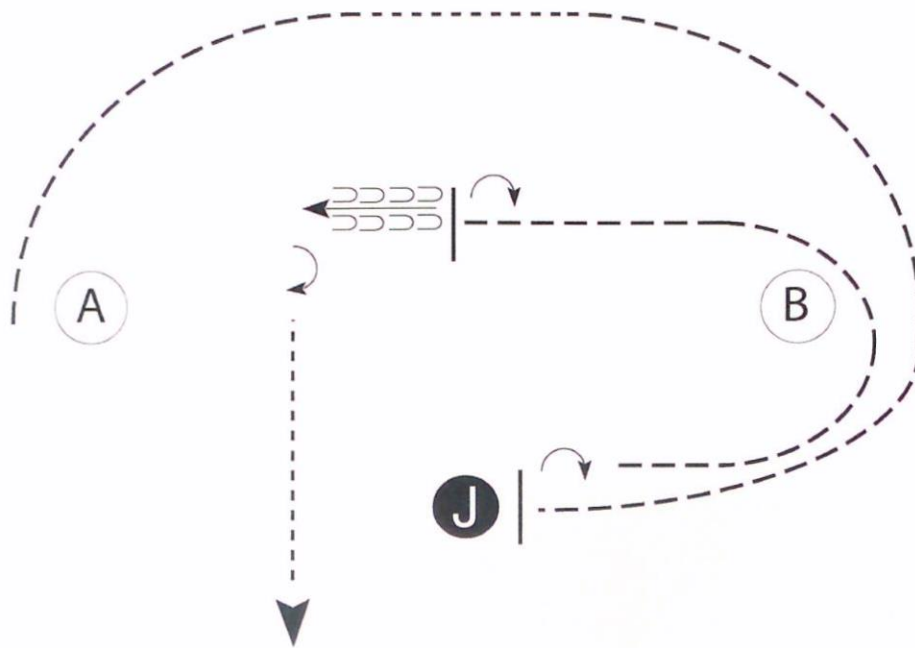
[S/2-46]

Pattern Provided by:
The Judges

Zone 5

Novice Youth/Amateur Showmanship

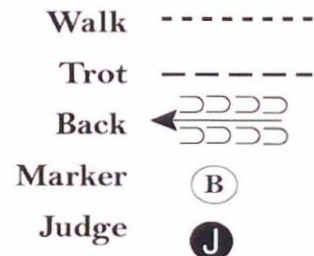
Show Date: 04-24/25-2021



Be ready at A.

1. Trot an arc to the right.
2. At the top of the arc, **walk 1 horse length.**
3. Trot in a half circle and straight to Judge.
4. Stop and set up for inspection.
5. When dismissed, perform a 1/2 turn.
6. Trot around B as shown. When even with Judge, stop and perform a 1/2 turn.
7. Back approximately one horse length.
8. Perform 1/4 turn and walk straight away to exit.

Follow the instructions of your ring steward.



[S/2-46]

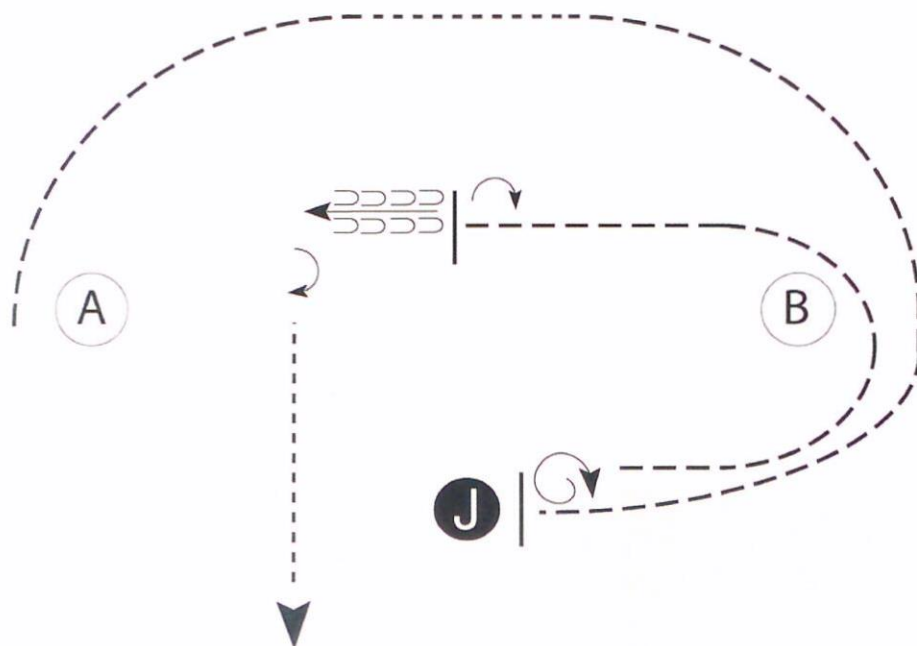
Pattern Provided by:

The Judges

Zone 5

Youth/Amateur Showmanship

Show Date: 04-24/25-2021



Be ready at A.

1. Trot an arc to the right.
2. At the top of the arc, **walk 1 horse length.**
3. Trot in a half circle and straight to Judge.
4. Stop and set up for inspection.
5. When dismissed, perform a 1 1/2 turn.
6. Trot around B as shown. When even with Judge, stop and perform a 1/2 turn.
7. Back approximately one horse length.
8. Turn 1/4 turn and walk straight away to exit.

Follow the instructions of your ring steward.

Walk	-----
Trot	- - - - -
Back	← ⊞ ⊞ ⊞ ⊞
Marker	⊞ B
Judge	● J

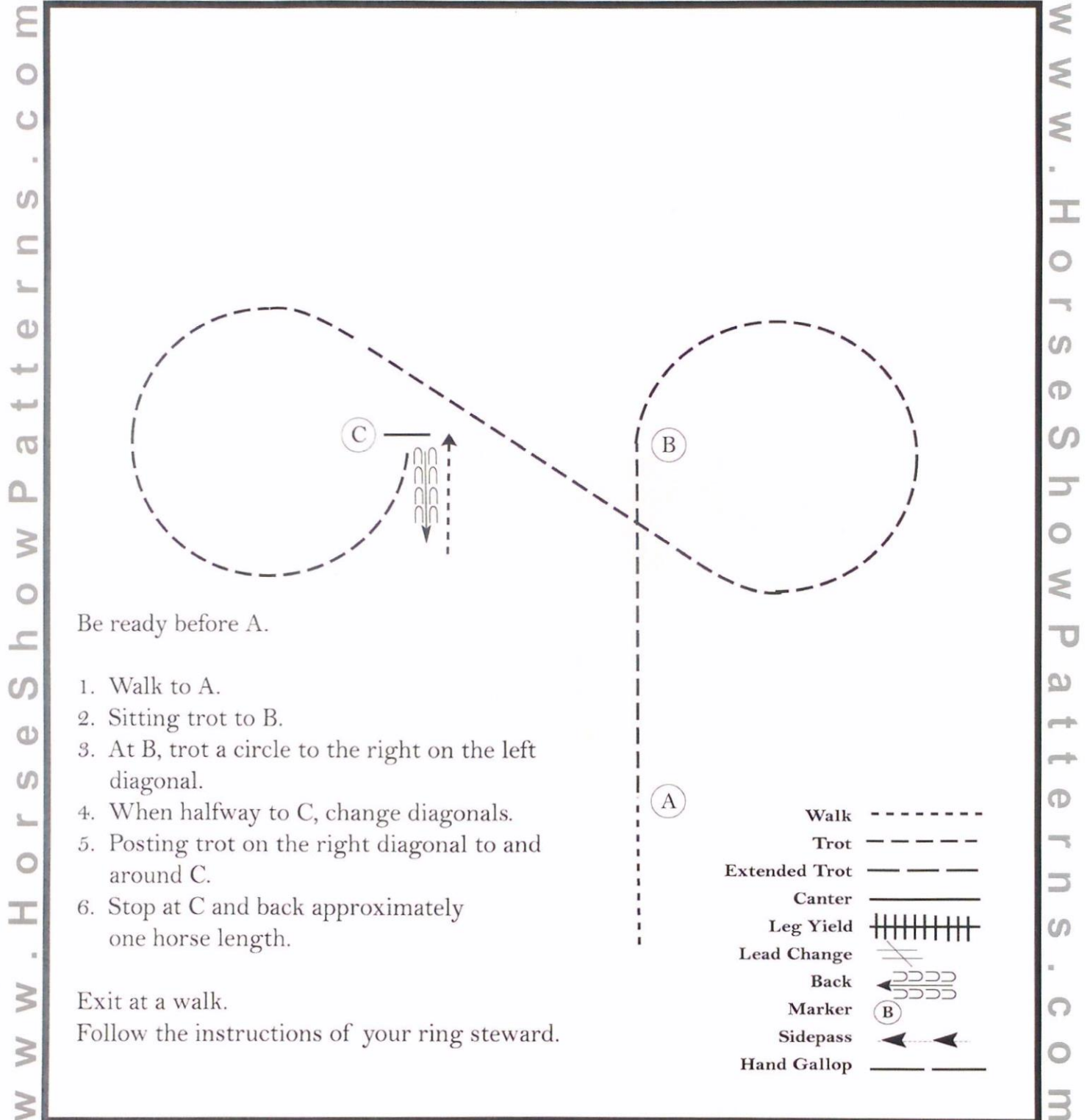
[S/3-46]

Pattern Provided by:
The Judges

Zone 5

W/T Youth/Amateur Equitation

Show Date: April 24/25, 2021



[HSE/WT-41]

Pattern Provided by:

The Judges

Zone 5

Novice Equitation

Show Date: 04-24/25-2021

www.HorseShowPatterns.com

www.HorseShowPatterns.com

Be ready before A.

1. Walk to A.
2. Sitting trot halfway to B.
3. Left diagonal trot in a 3/4 circle until even with A.
4. Walk a quarter circle.
5. Canter on the left lead to B.
6. When even with B, trot on the right diagonal in a half circle and a straight line until even with A.
7. Halt when even with A and back approximately one horse length.
8. Walk to exit.

Follow the instructions of your ring steward.

Walk	-----
Trot	- - - - -
Extended Trot	— — — — —
Canter	— — — — —
Leg Yield	
Lead Change	— — — — —
Back	← ← ← ← ←
Marker	(B)
Sidepass	← — — — — →
Hand Gallop	— — — — —

Pattern Provided by:

The Judges

[HSE/2-59]

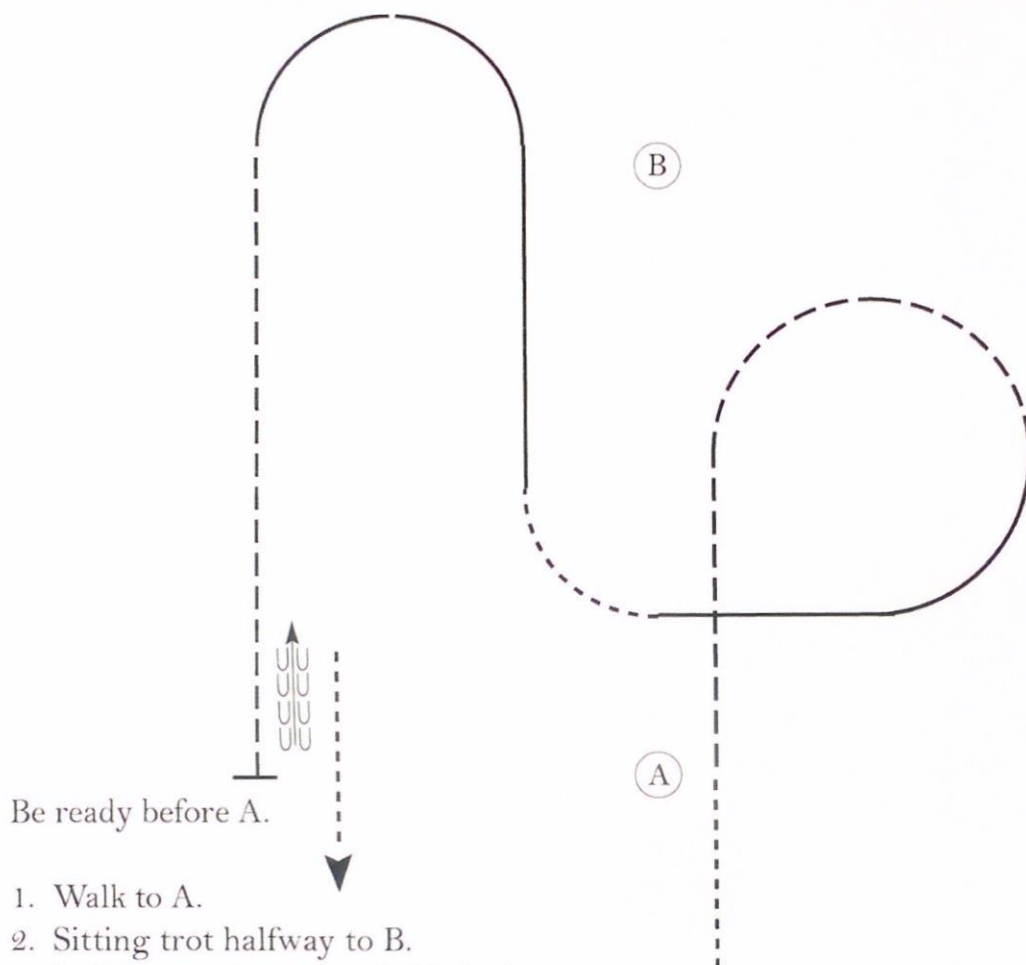
Zone 5

Youth/Amateur Equitation

Show Date: 04-24/25-2021

www.HorseShowPatterns.com

www.HorseShowPatterns.com



Be ready before A.

1. Walk to A.
2. Sitting trot halfway to B.
3. Left diagonal trot in a half circle.
4. Canter on the right lead until even with A.
5. Walk a quarter circle.
6. Canter on the left lead to B and in a half circle as shown.
7. When even with B, trot on the right diagonal in a straight line until even with A.
8. Halt when even with A and back approximately one horse length.
9. Walk to exit.

Walk	-----
Trot	- - - - -
Extended Trot	— — — — —
Canter	— — — — —
Leg Yield	
Lead Change	— — — — —
Back	← ← ← ← ←
Marker	(B)
Sidepass	← — — — —
Hand Gallop	— — — — —

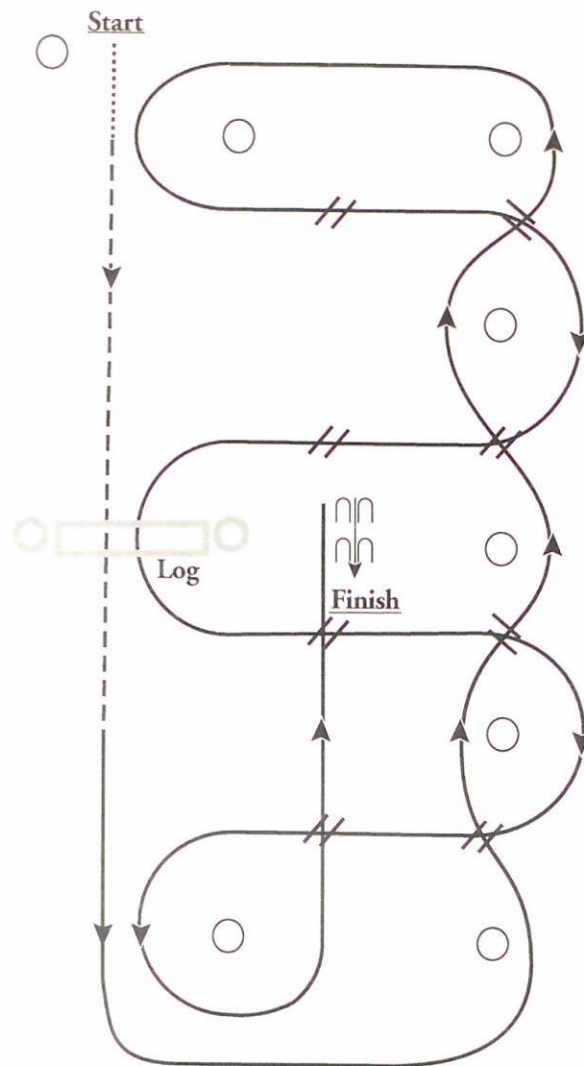
Follow the instructions of your ring steward.

[HSE/3-59]

Pattern Provided by:

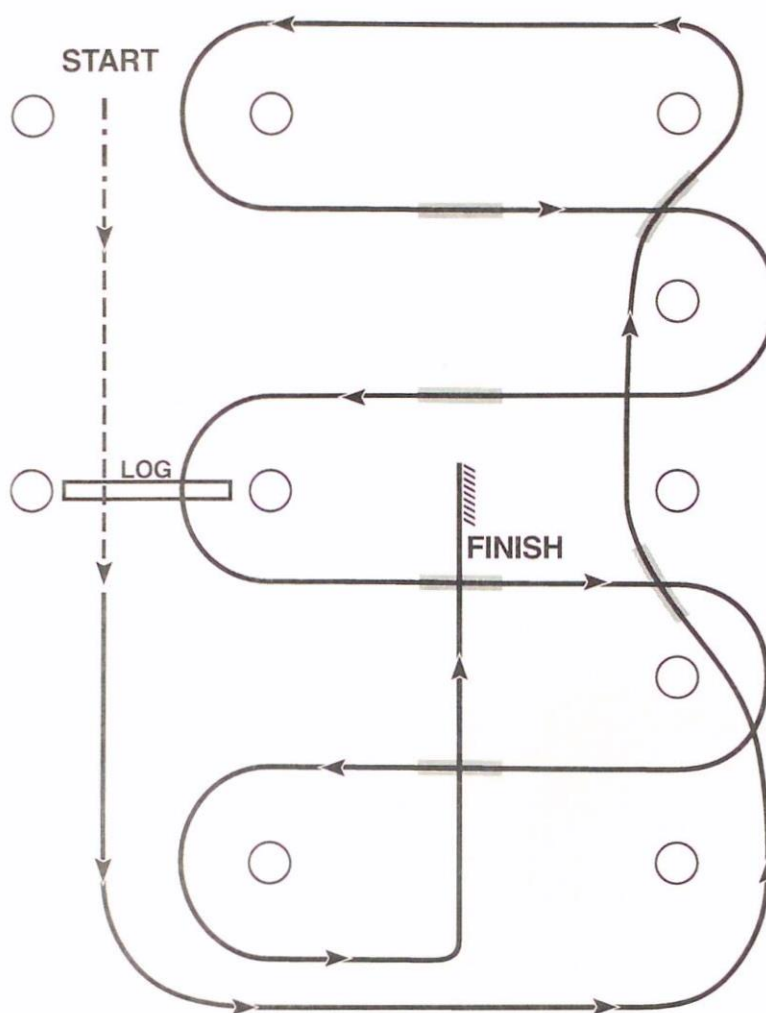
The Judges

All but green



1. Walk at least 15 feet from start cone to the first marker, as drawn, transition to jog, jog over log.
2. Transition to lope and lope around end.
3. First line change.
4. Second line change.
5. Third line change.
6. Fourth line change and lope around the end of arena.
7. First crossing change.
8. Second crossing change.
9. Lope over log.
10. Third crossing change.
11. Fourth crossing change.
12. Lope up the center, stop and back.

Green Western Riding Pattern #1

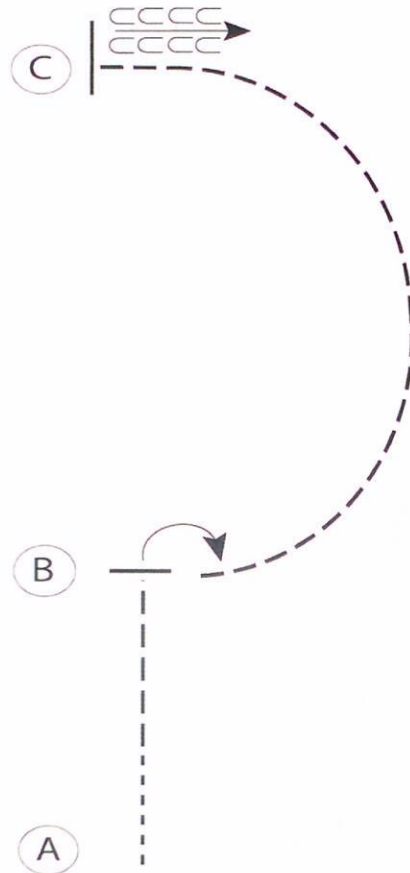


1. Walk at least 15 feet from start cone to the first marker, as drawn, transition to jog, jog over log.
2. Transition to left lead and lope around end.
3. First line change.
4. Second line change log around end of arena
5. First crossing change.
6. Second crossing change.
7. Lope over log.
8. Third crossing change.
9. Fourth crossing change.
10. Lope up the center, stop and back.

www.HorseShowPatterns.com

Show Date: 04-24/25-2021

Show Date: 04-24/25-2021



1. Be ready at A
2. Walk four steps from A.
3. Jog to B and stop.
4. Perform a 90 degree turn to the right on the hindquarters.
5. Jog a half circle to C.
6. At C stop and back four steps.

Walk	-----
Jog	- - - - -
Extended Jog	— — — — —
Lope	—————
Leg Yield	
Lead Change	
Back	
Marker	(B)
Sidepass	

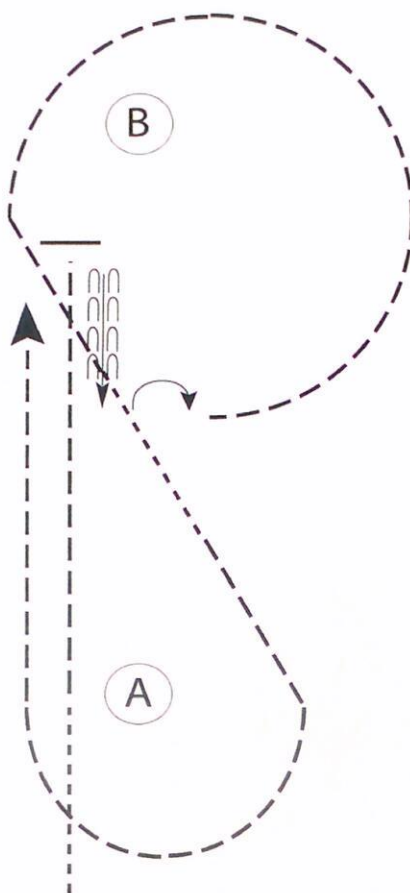
www.HorseshowPatterns.com

Pattern Provided by:
The Judges

Zone 5

Amateur W/T Horsemanship

Show Date: 04-24/25-2021



Be ready before A.

1. Walk to A.
2. Jog 2/3 of the way to B.
3. Stop and back to center of pattern.
4. Turn 1/4 turn right.
5. Jog to and around B and toward center of pattern.
6. Break to a walk through middle of pattern.
7. Jog around A and to exit as shown.

Follow the instructions of your ring steward.

Walk	-----
Jog	- - - - -
Extended Jog	— — — —
Lope	— — — —
Lead Change	
Back	
Marker	(B)

[WH/WT-99]

Pattern Provided by:

The Judges

Zone 5

Novice Horsemanship

Show Date: 04-24/25-2021

www.HorseShowPatterns.com
www.HorseShowPatterns.com

Be ready at A.

1. Jog halfway to B.
2. Extend the jog to and around B.
3. Lope on the left lead diagonally back to A.
4. Walk around A.
5. Lope on the right lead halfway to B.
6. Stop and back approximately two horse lengths.
7. Perform a 1/4 turn to the left.
8. Walk straight away.

Follow the instructions of your ring steward.

Walk

Jog

Extended Jog

Lope

Lead Change

Back

Marker

=====

[WH/2-86]

Pattern Provided by:

The Judges

Zone 5

Youth/Amateur Horsemanship

Show Date: 04-24/25-2021

www.HorseShowPatterns.com

www.HorseShowPatterns.com

Be ready at A.

1. Jog halfway to B.
2. Extend the jog to and around B.
3. Lope on the left lead diagonally back to A.
4. Walk around A.
5. Lope on the right lead halfway to B.
6. Stop and back approximately two horse lengths.
7. Perform a 1 1/4 turn to the left.
8. Walk straight away.

Follow the instructions of your ring steward.

Walk	-----
Jog	-----
Extended Jog	-----
Lope	=====
Lead Change	
Back	
Marker	(B)

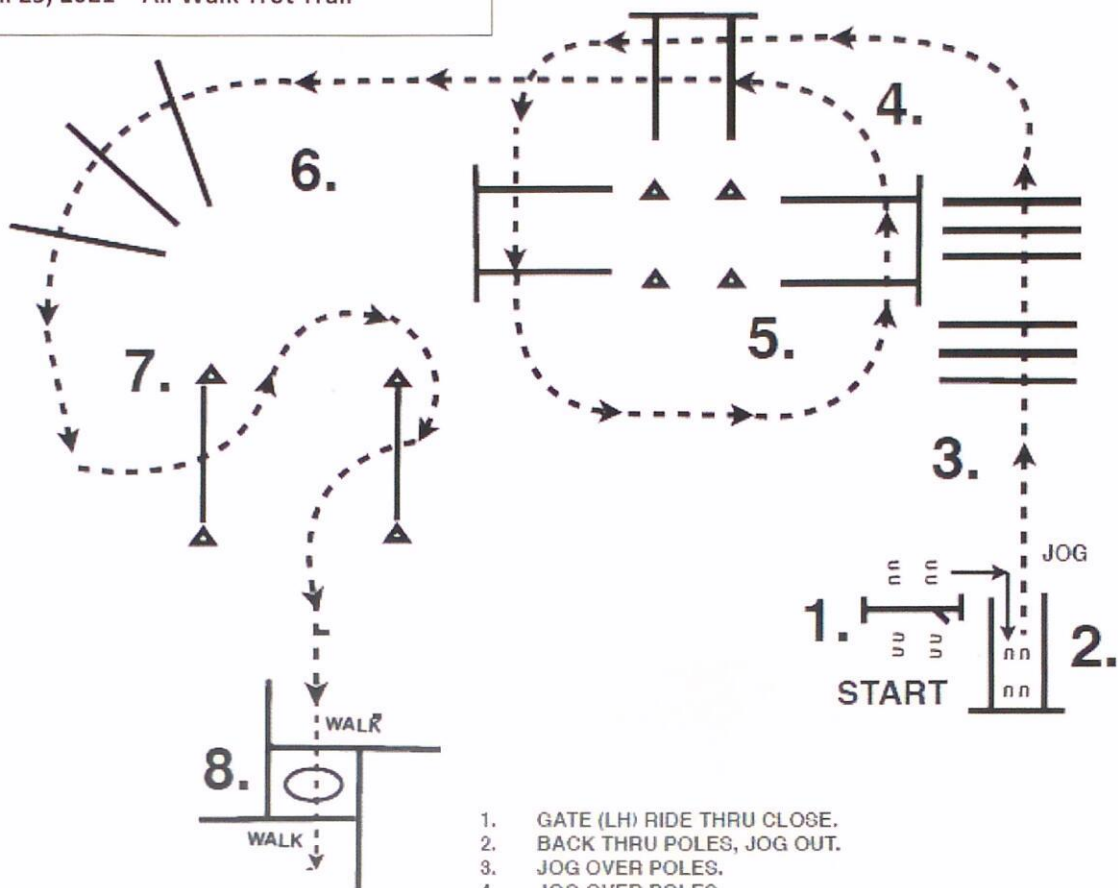
[WH/3-86]

Pattern Provided by:

The Judges

2021 ZONE 5

April 25, 2021 – All Walk Trot Trail



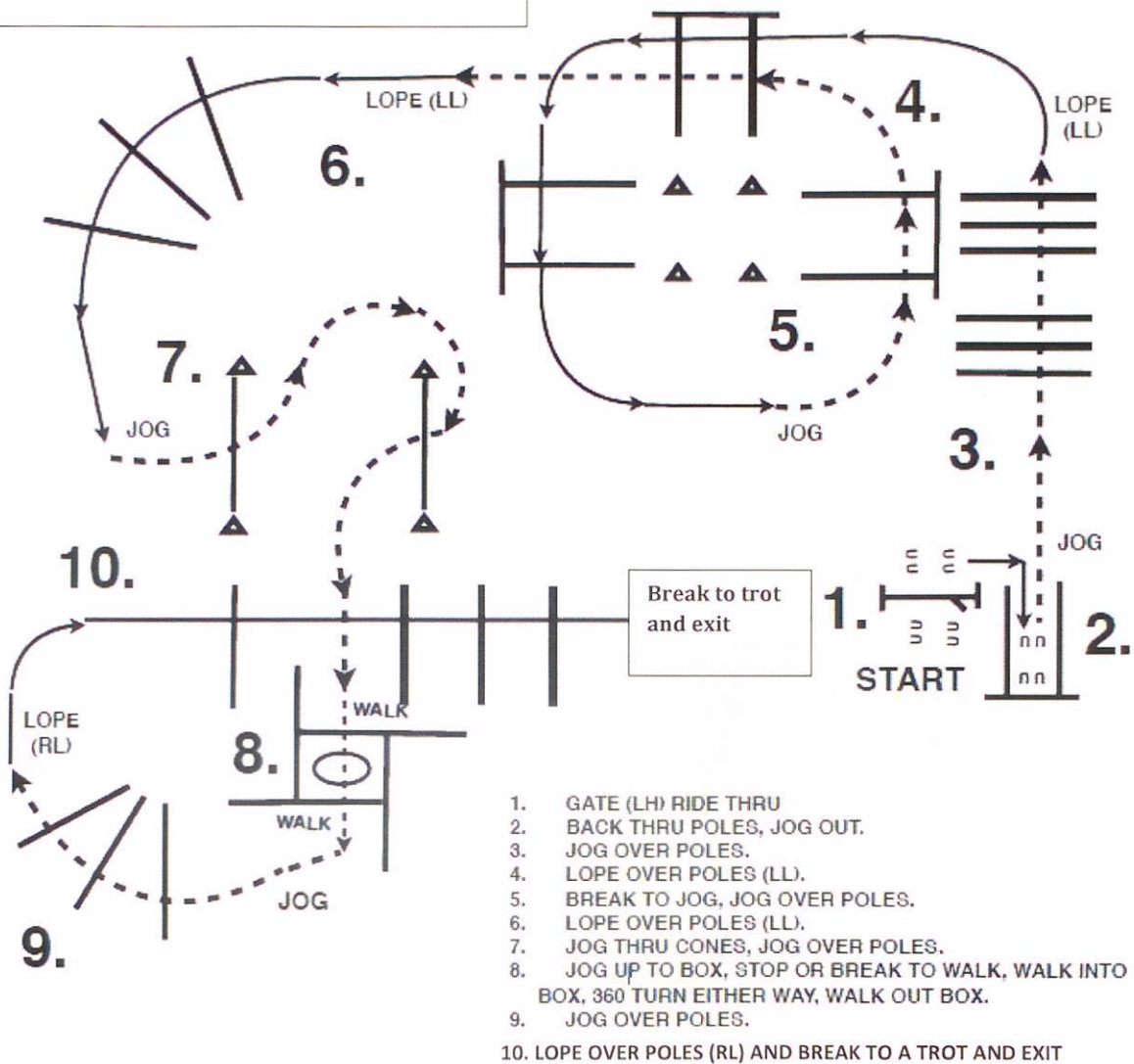
1. GATE (LH) RIDE THRU CLOSE.
2. BACK THRU POLES, JOG OUT.
3. JOG OVER POLES.
4. JOG OVER POLES.
5. JOG OVER POLES.
6. JOG OVER POLES.
7. JOG THRU CONES, JOG OVER POLES.
8. JOG UP TO BOX, STOP OR BREAK TO WALK, WALK INTO BOX, 360 TURN EITHER WAY, WALK OUT BOX.

Pattern is complete after you walk out of the box. Walk to Exit.

APHA ZONE 5

April 25, 2021

All Trail Except Walk Trots



*** No Rope will be used on the gate, no need to switch hands. Just perform "footwork" of the gate as you would if there were a rope.