



2017 APHA ZONE 5 ZONE•O•RAMA

**APRIL 22-23, 2017
8AM START TIME BOTH DAYS**

**IOWA EQUESTRIAN CENTER
CEDAR RAPIDS, IA**



**6301 KIRKWOOD BLVD. SW
CEDAR RAPIDS, IA 52404
319-398-7107
•ALL HEATED FACILITY**

2017 APHA Zone 5 ZONE•O•RAMA



Iowa Equestrian Center, Cedar Rapids, Iowa
ALL Heated Facility
SATURDAY, APRIL 22 & SUNDAY, APRIL 23, 2017
Starting time 8:00 AM – Both Days

FOUR JUDGES
Keith Longacre, Nikki Longacre, Mike Carter, Charlene Carter

ENTRY FEES

APHA FEE: \$5.00 Per Horse - Per Judge
Office Fee: \$20 per horse, or \$15 if pre-entered by 4/19/17
OPEN: \$8.00 Per Judge/Per Class. All day fee-Open Classes Only: \$32.00 Per Judge
AMATEUR W-T/NOV AMATEUR/AMATEUR: \$8.00 Per Judge/Per Class. All day fee-\$32.00 Per Judge
YOUTH W-T 5-10/NOVICE YOUTH/YOUTH: \$6.00 Per Judge/Per Class. All day fee - \$24.00 Per Judge
LEADLINE: Free Entry Fee. APHA \$5.00 Per Horse/Per Judge applies.
All Divisions/ANY Rider: \$45.00 Per Judge
MIDWEST CHAMPIONSHIP CLASSES - \$20 per class

Stalls: Mandatory. \$70.00 for weekend, available Friday at 8 a.m.
(2 bags shavings required, per horse stall, no exceptions)
Shavings - \$8/bag

Early arrival 4/20 after 5 p.m. = \$30.00 per horse. Must be arranged with the stall mgr at time of reservation.

Stall Reservations – Lindsay McLain 515-491-5111, LBG81@aol.com
Show Manager: Cindy McGinnis 608 279-3848, ckmcginnis@sbcglobal.net
Show Secretary: Cindy Westphal – 641-990-6355, westphal@partnercom.net

AWARDS & PRIZES

~~Circuit Champion Class Awards~~
~~APHA Zone All-Around Hi Point Trophies: Open-Amateur-Youth-SPB~~
Must show in halter and three (3) performance classes

Host Hotel – Clarion Hotel – 319-366-8671
SPONSORED BY: Zone 5 Coordinating Committee

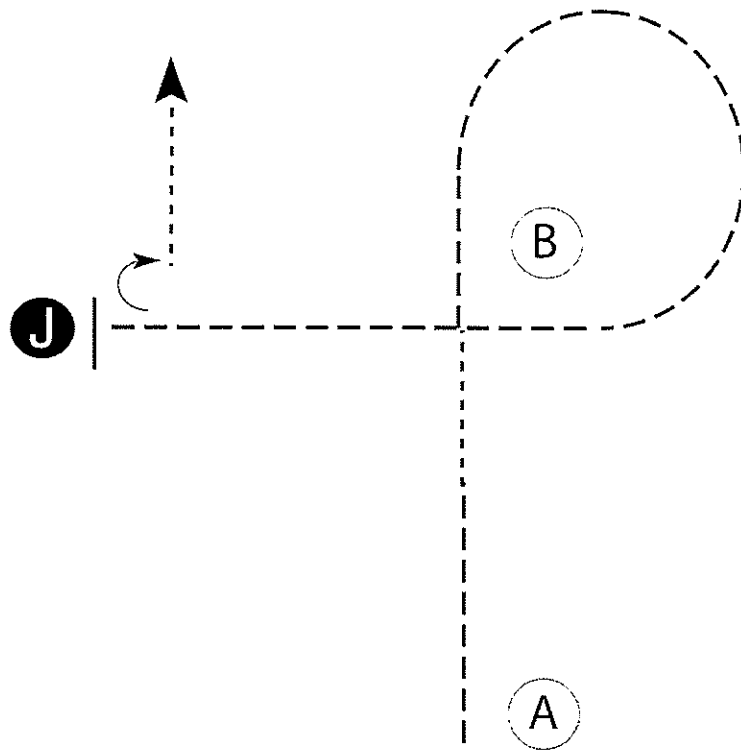
2017 APHA ZONE 5 SHOW

CHAMPIONSHIP SHOWMANSHIP (YOUTH W-T/AMATEUR W-T(AM WA

Show Date: 04/22-23/2017

W W W . H O R S E S H O W P A T T E R N S . C O M

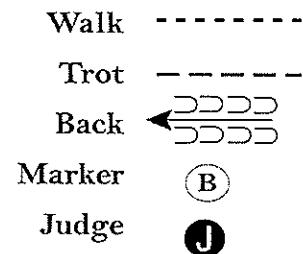
W W W . H O R S E S H O W P A T T E R N S . C O M



Be ready at A.

1. Trot halfway to B.
2. Walk two horse lengths.
3. Trot to and around B as shown.
4. Trot to the judge. Stop and set up for inspection.
5. When dismissed, perform a 90 degree turn and walk straight away.

Follow the instructions of your ring steward.



[S/WT-78]

Pattern Provided by:

MIKE AND CHARLENE CARTER

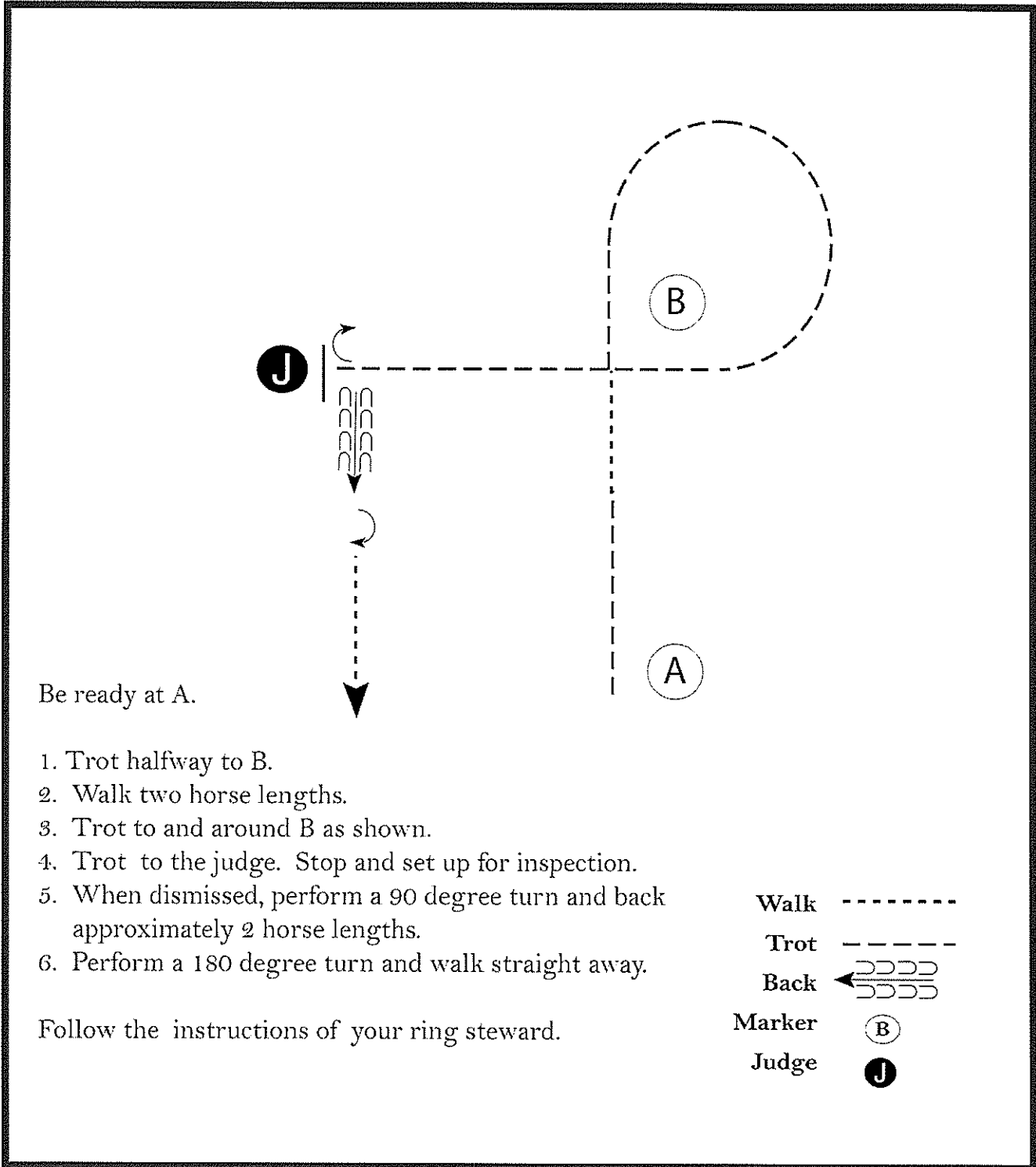
2017 APHA ZONE 5 SHOW

WEST CHAMPIONSHIP SHOWMANSHIP (NOV. YOUTH/ NOV. AMATEUR)

Show Date: 04/22-23/2017

www.HorseShowPatterns.com

www.HorseShowPatterns.com



Be ready at A.

1. Trot halfway to B.
2. Walk two horse lengths.
3. Trot to and around B as shown.
4. Trot to the judge. Stop and set up for inspection.
5. When dismissed, perform a 90 degree turn and back approximately 2 horse lengths.
6. Perform a 180 degree turn and walk straight away.

Follow the instructions of your ring steward.

Walk	-----
Trot	- - - - -
Back	← ← ← ← ←
Marker	⊙ B
Judge	● J

[S/2-78]

Pattern Provided by:

MIKE AND CHARLENE CARTER

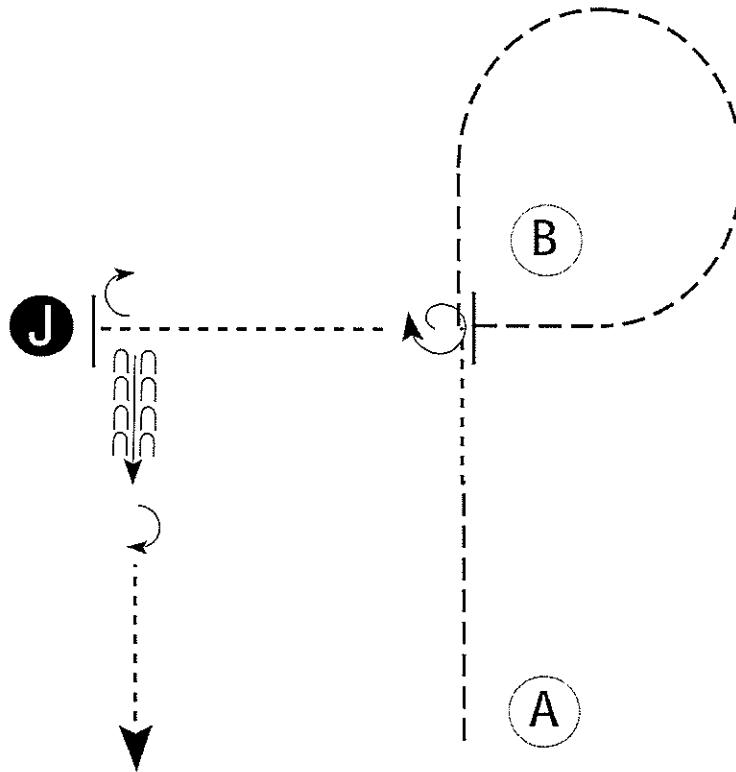
2017 APHA ZONE 5 SHOW

MIDWEST CHAMPIONSHIP SHOWMANSHIP (YOUTH 18&UNDER)

Show Date: 04/22-23/2017

www.HorseShowPatterns.com

www.HorseShowPatterns.com



Be ready at A.

1. Trot halfway to B.
2. Walk two horse lengths.
3. Trot to and around B as shown.
4. Trot past B and stop. Perform a 360 degree turn.
5. Walk to judge and set up for inspection.
6. When dismissed, perform a 90 degree turn and back approximately 2 horse lengths.
7. Perform a 180 degree turn and walk straight away.

Walk -----

Trot - . - . - .

Back ←

Marker (B)

Judge (J)

Follow the instructions of your ring steward.

[S/3-78]

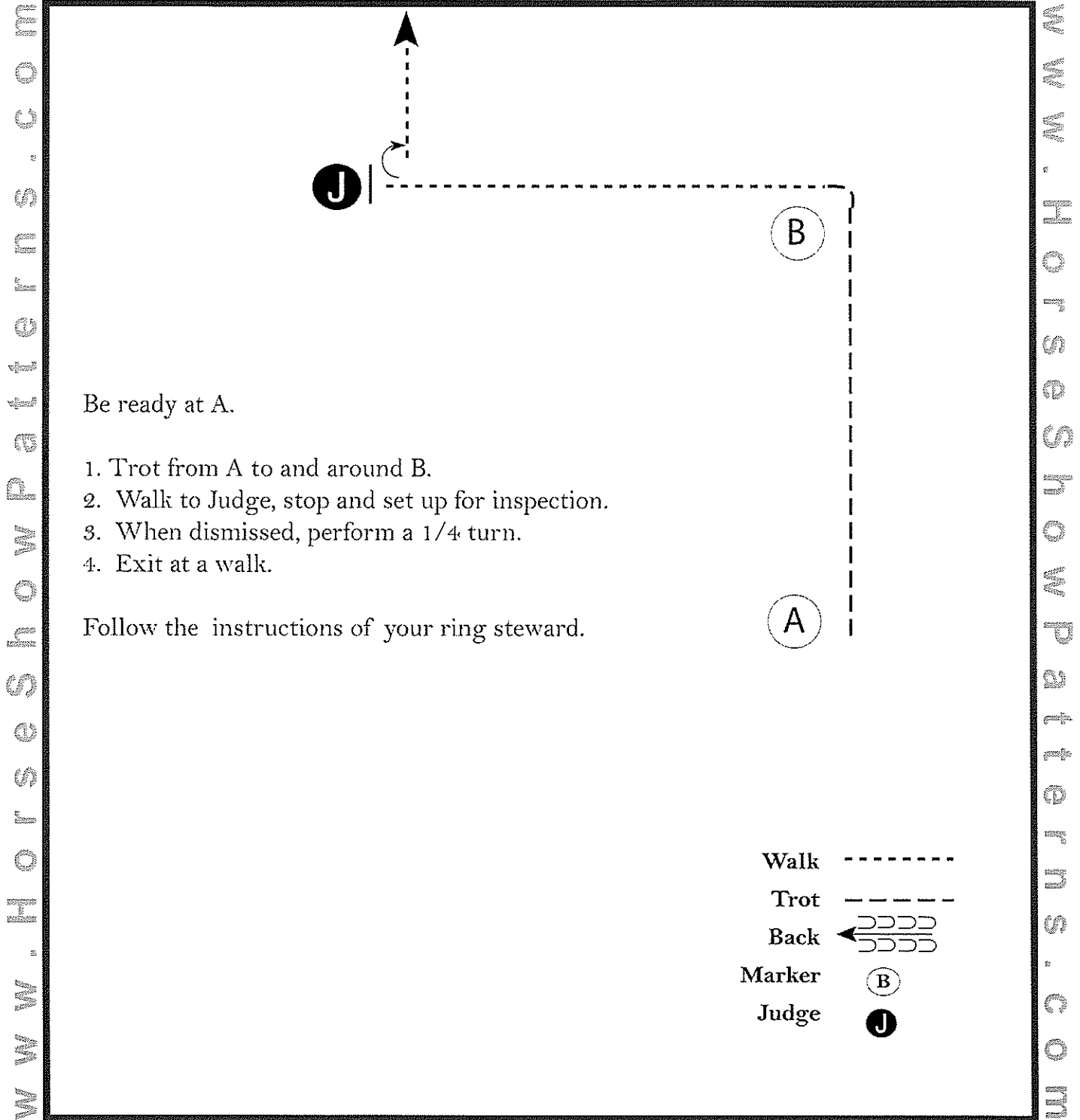
Pattern Provided by:

MIKE AND CHARLENE CARTER

2017 APHA ZONE 5 SHOW

SHOWMANSHIP/AM. WALK ONLY (5-10 WALK TROT /AM.WALK TROT

Show Date: 04/22-23/2017



[S/WT-38]

Pattern Provided by:

MIKE AND CHARLENE CARTER

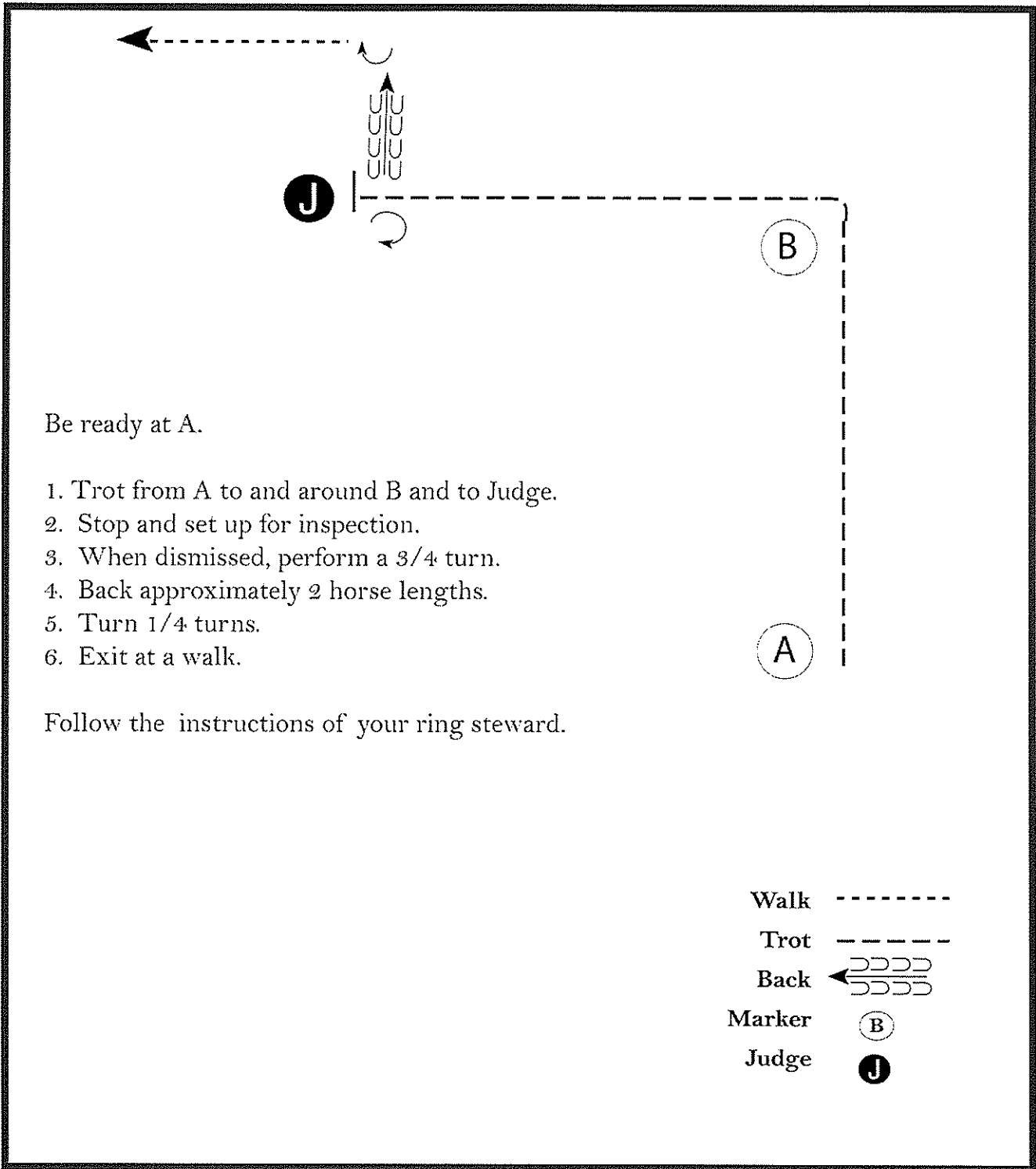
2017 APHA ZONE 5 SHOW

SHOWMANSHIP (ALL NOVICE / AM. SPB)

Show Date: 04/22-23/2017

www.HorseShowPatterns.com

www.HorseShowPatterns.com



Be ready at A.

1. Trot from A to and around B and to Judge.
2. Stop and set up for inspection.
3. When dismissed, perform a 3/4 turn.
4. Back approximately 2 horse lengths.
5. Turn 1/4 turns.
6. Exit at a walk.

Follow the instructions of your ring steward.

Walk	-----
Trot	-----
Back	←=====
Marker	⊙
Judge	●

[S/2-38]

Pattern Provided by:

MIKE AND CHARLENE CARTER

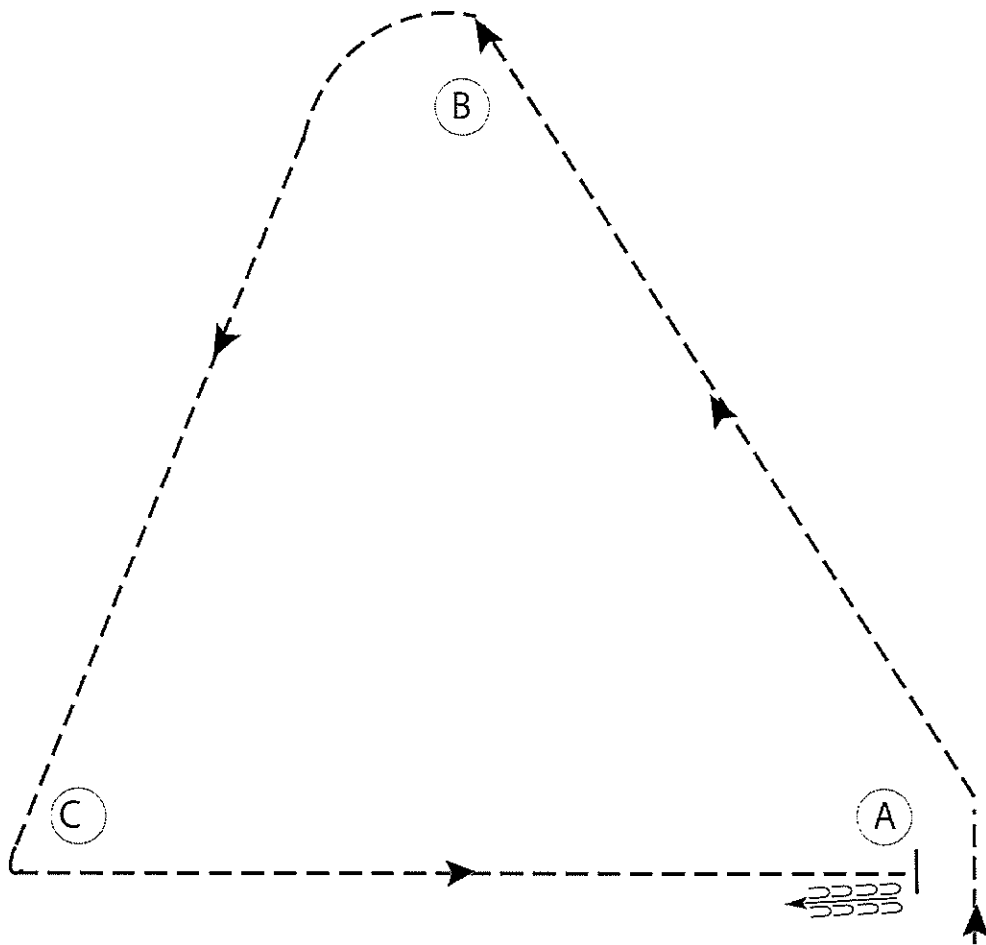
2017 APHA ZONE 5 SHOW

EQUITATION (ALL WALK/TROT)

Show Date: 04/22-23/2017

W W W . H O R S E S H O W P A T T E R N S . C O M

W W W . H O R S E S H O W P A T T E R N S . C O M



Be ready before A.

1. Sitting trot to A.
2. Trot on the right diagonal from A to B.
3. Sitting trot from B to C.
4. Posting trot on the left diagonal from C to A.
5. Halt at A and back approximately one horse length.
6. Follow the instructions of your ring steward.

Walk	-----
Trot	- - - - -
Extended Trot	=====
Canter	—————
Leg Yield	
Lead/ Diag Change	—/—
Back	←←←←← ←←←←←
Marker	⊙
Sidepass	←·····←
Hand Gallop	—————

[HSE/WT-54]

Pattern Provided by:

MIKE AND CHARLENE CARTER

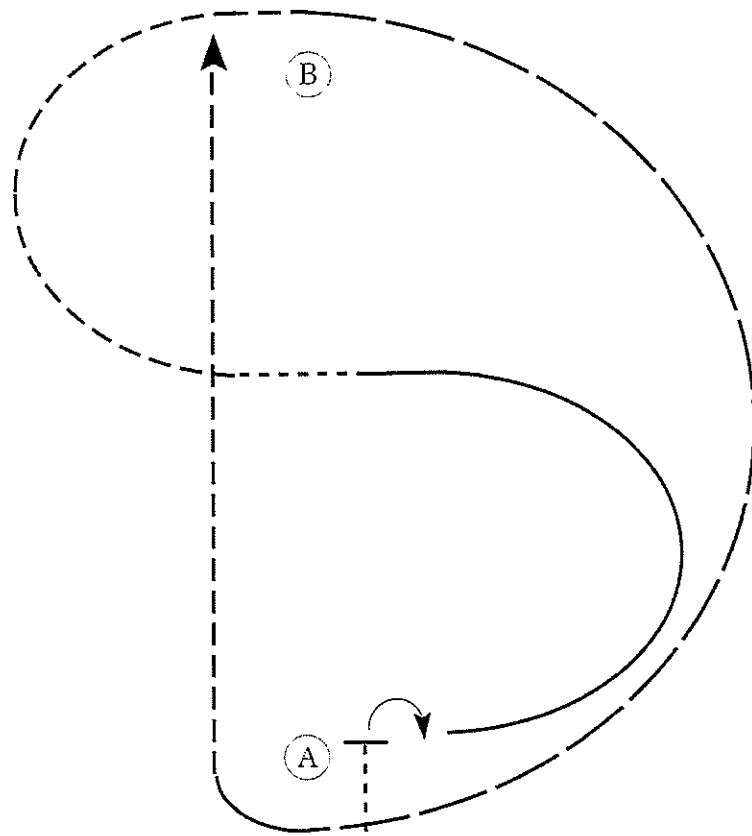
2017 APHA ZONE 5 SHOW

MIDWEST CHAMPIONSHIP EQUITATION (YOUTH 18&UNDER)

Show Date: 04/22-23/2017

www.HorseShowPatterns.com

www.HorseShowPatterns.com



Be ready before A.

1. Walk to A.
2. Perform a 90 degree forehand turn to the right.
3. Canter on the left lead in a half circle to center of pattern.
4. Walk 2-3 horse lengths.
5. Sitting trot in a half circle to B.
6. Hand gallop on the right lead to and around A.
7. Trot on the left diagonal to B.

Pattern is over once you pass B.

Follow the instructions of your ring steward.

Walk	-----
Trot	-----
Extended Trot	-----
Canter	-----
Leg Yield	
Lead Change	↗↘
Back	←←←←
Marker	Ⓚ
Sidepass	←-----→
Hand Gallop	-----

[HSE/3-67]

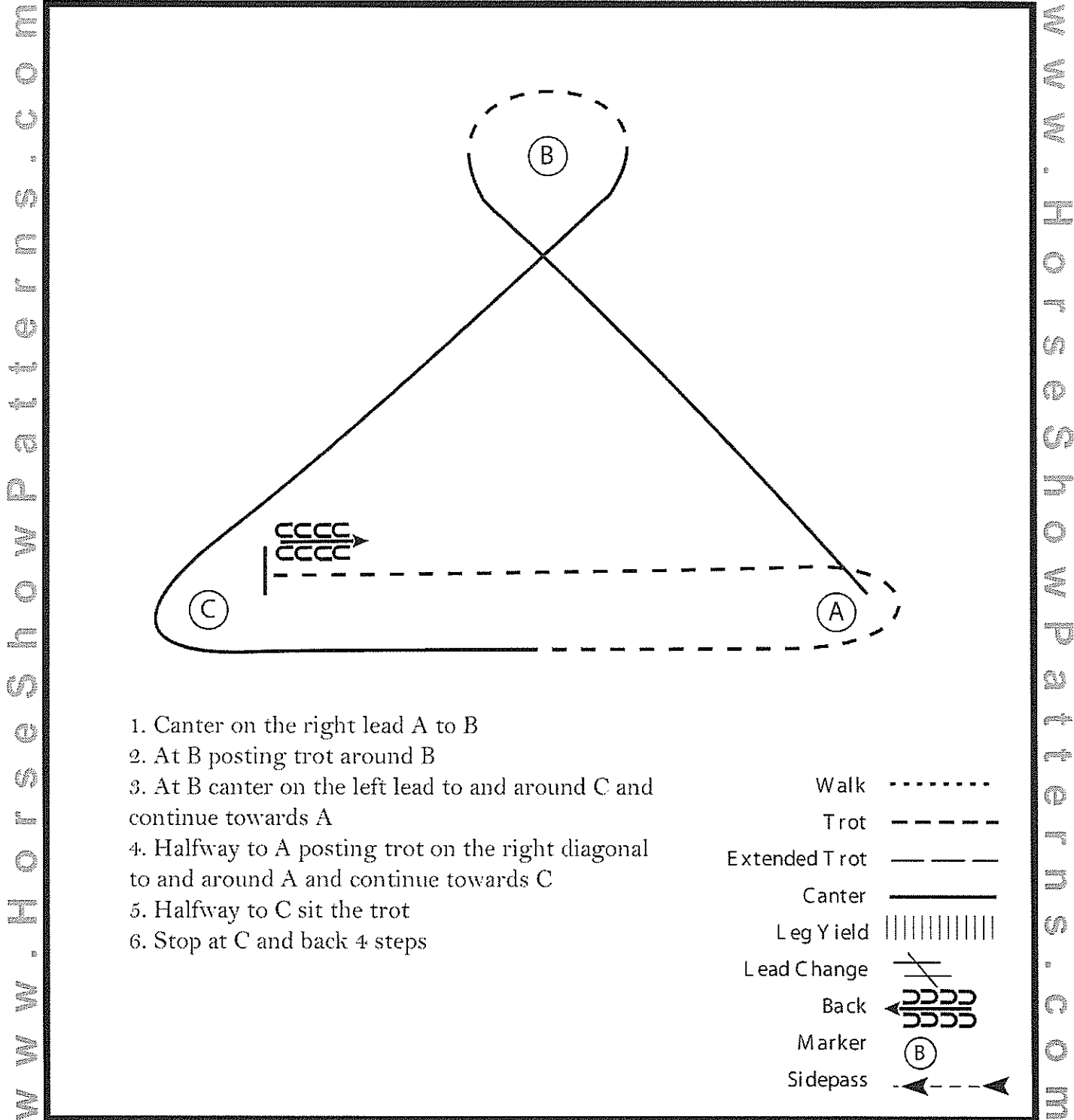
Pattern Provided by:

MIKE AND CHARLENE CARTER

2017 APHA ZONE 5 SHOW

EQUITATION (ALL NOVICE, AM SPB)

Show Date: 04/22-23/2017



1. Canter on the right lead A to B
2. At B posting trot around B
3. At B canter on the left lead to and around C and continue towards A
4. Halfway to A posting trot on the right diagonal to and around A and continue towards C
5. Halfway to C sit the trot
6. Stop at C and back 4 steps

[HSE/3-5]

Pattern Provided by:

MIKE AND CHARLENE CARTER

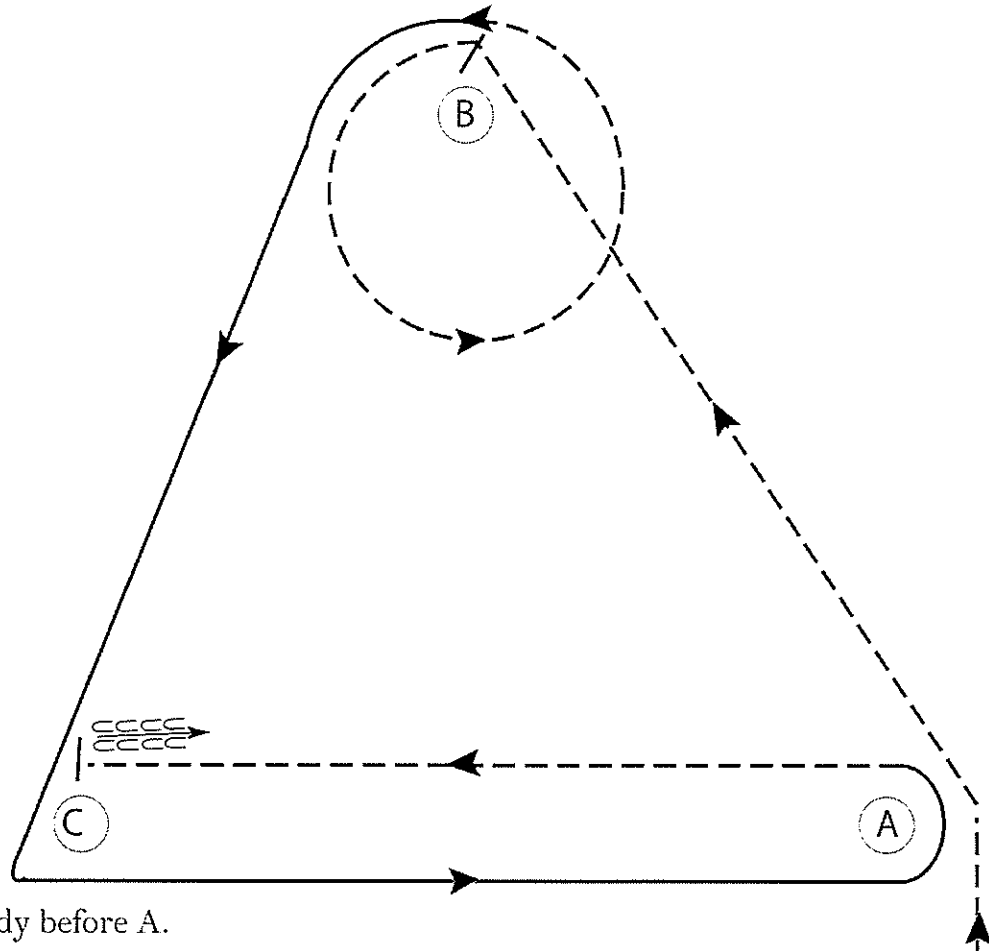
2017 APHA ZONE 5 SHOW

EQUITATION (YOUTH 18&under/ AMATEUR)

Show Date: 04/22-23/2017

www.HorseShowPatterns.com

www.HorseShowPatterns.com



Be ready before A.

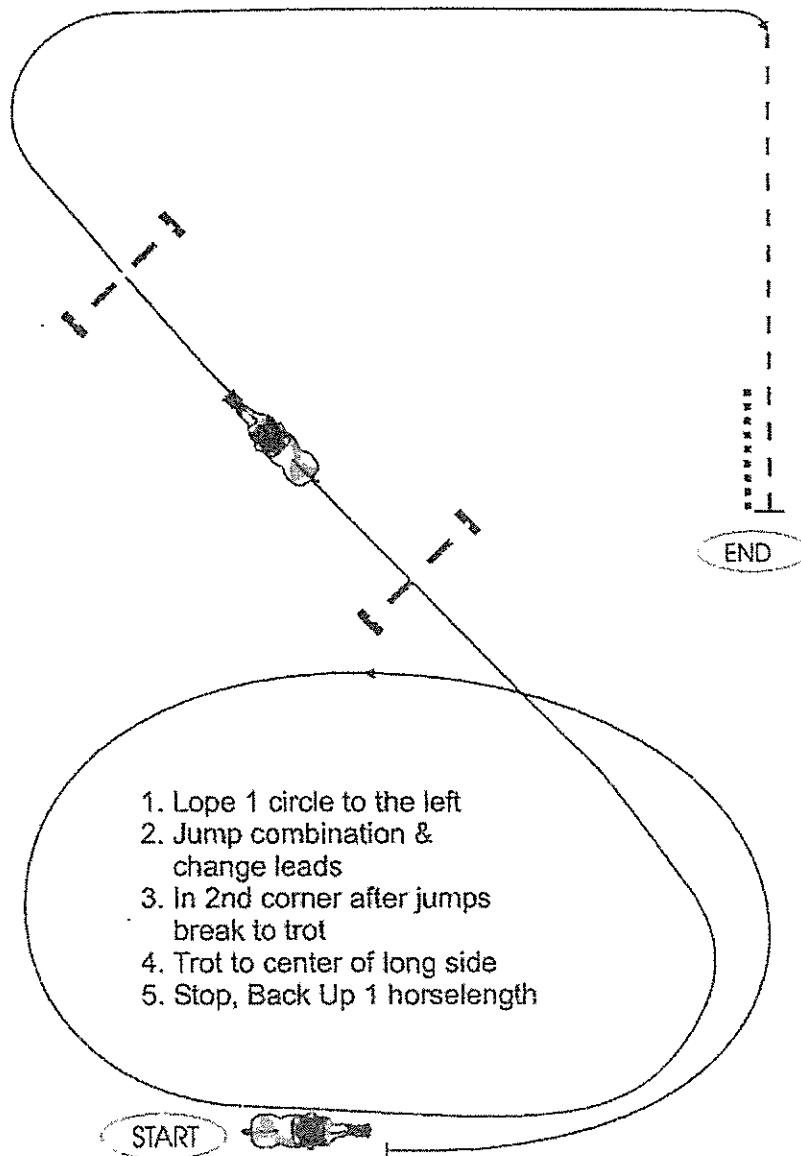
1. Sitting trot to A.
2. Trot in the 2 point position from A to B.
3. At B, perform a posting trot circle to the left on the right diagonal.
4. Canter on the left lead from B to and around C and A.
5. Posting trot on the left diagonal from A to C.
6. Halt at C and back approximately one horse length.
7. Follow the instructions of your ring steward.

Walk
Trot	-----
Extended Trot	-----
Canter	—————
Leg Yield	
Lead/ Diag Change	///
Back	←←←←←
Marker	○
Sidepass	←←←←←
Hand Gallop	-----

[HSE/3-54]

Pattern Provided by:
MIKE AND CHARLENE CARTER

Hunter Hack (All Groups)



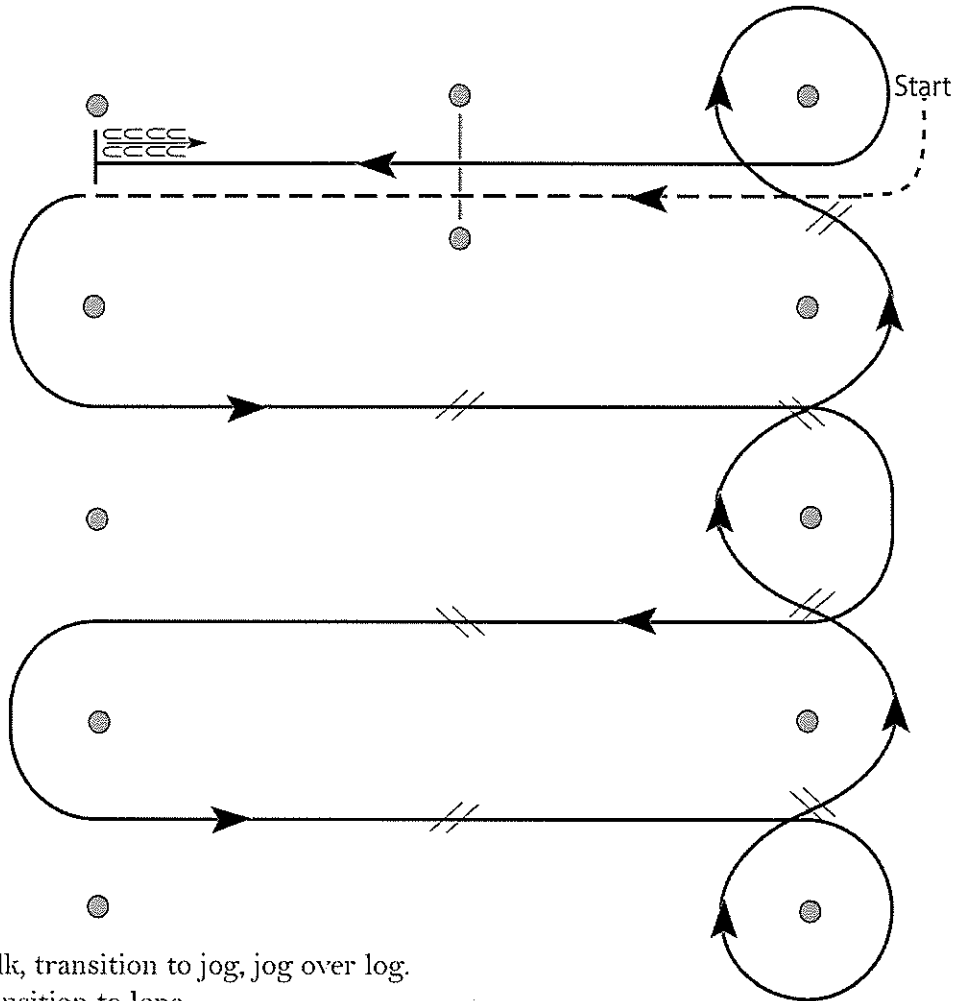
2017 APHA ZONE 5 SHOW

WESTERN RIDING (Youth, Amateur, All Age)

Show Date: 04/22-23/2017

W W W . H O R S E S H O W P A T T E R N S . C O M

W W W . H O R S E S H O W P A T T E R N S . C O M



1. Walk, transition to jog, jog over log.
2. Transition to lope.
3. First crossing change.
4. Second crossing change.
5. Third crossing change.
6. Circle and first line change.
7. Second line change.
8. Third line change.
9. Fourth line change and circle.
10. Lope log.
11. Lope, stop and back.

[WR/OP-2]

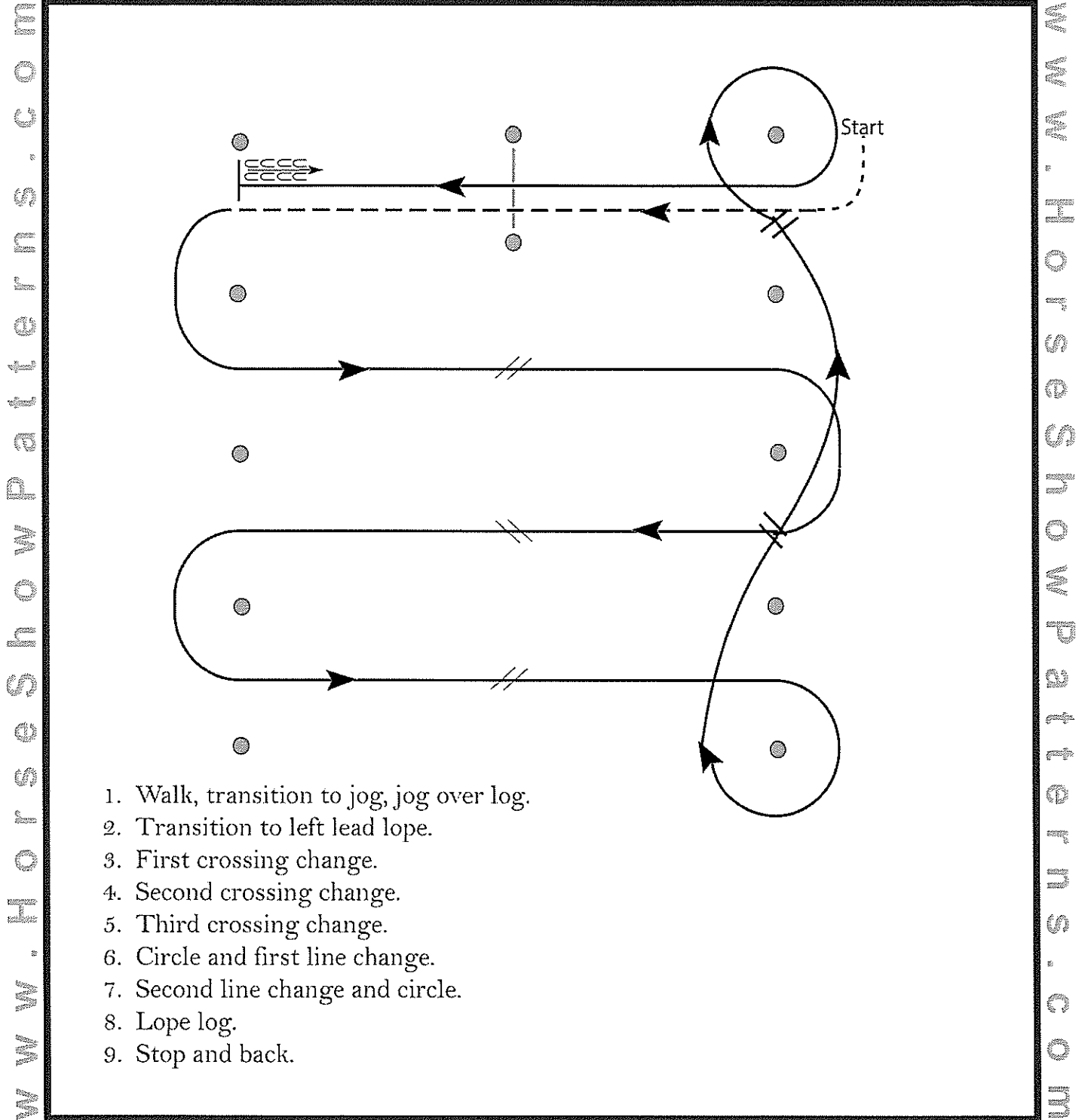
Pattern Provided by:

MIKE AND CHARLENE CARTER

2017 APHA ZONE 5 SHOW

WESTERN RIDING (GREEN)

Show Date: 04/22-23/2017



1. Walk, transition to jog, jog over log.
2. Transition to left lead lope.
3. First crossing change.
4. Second crossing change.
5. Third crossing change.
6. Circle and first line change.
7. Second line change and circle.
8. Lope log.
9. Stop and back.

[WR/GP-2]

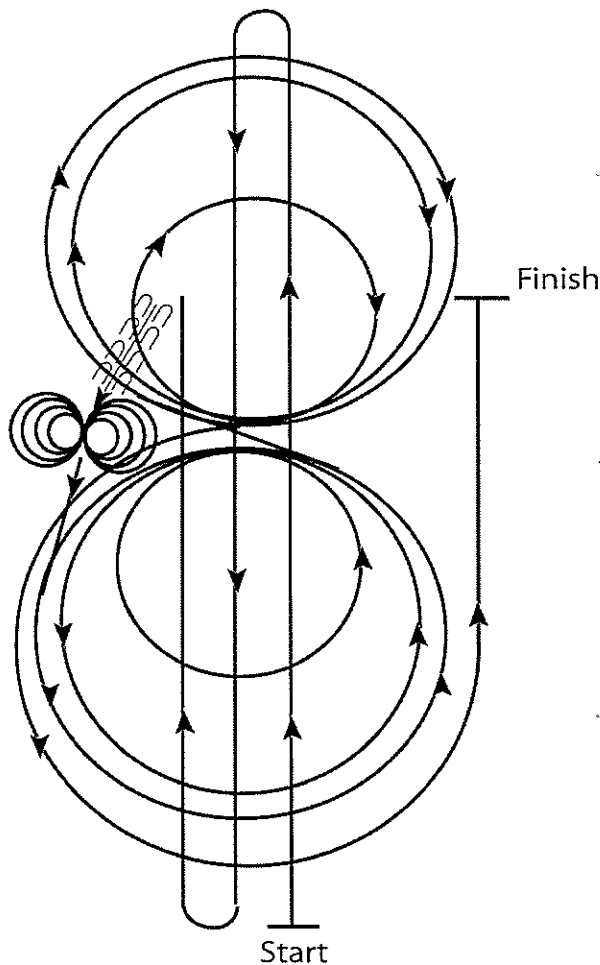
Pattern Provided by:

MIKE AND CHARLENE CARTER

2017 APHA ZONE 5 SHOW

REINING (YOUTH/AMATEUR)

Show Date: 04/22-23/2017



1. Run at speed to the far end of the arena past the end marker and do a left rollback - no hesitation.
 2. Run to the opposite end of the arena past the end marker and do a right rollback - no hesitation.
 3. Run past the center marker and do a sliding stop. Back up to center of the arena or at least ten feet (3m). Hesitate.
 4. Complete four spins to the right.
 5. Complete four and one quarter spins to the left so that horse is facing left wall or fence. Hesitate.
 6. Beginning on the left lead, complete three circles to the left; the first circle large and fast; the second circle small and slow; the third circle large and fast. Change leads at the center of the arena.
 7. Complete three circles to the right; the first circle large and fast; the second circle small and slow; the third circle large and fast. Change leads at the center of the arena.
 8. Begin a large fast circle to the left but do not close this circle. Run straight up the right side of the arena past the center marker and do a sliding stop at least twenty feet (6.09 m) from wall or fence. Hesitate to demonstrate the completion of the pattern.
- Rider may dismount and drop bridle to the designated judge.

[R/NRHAP-1]

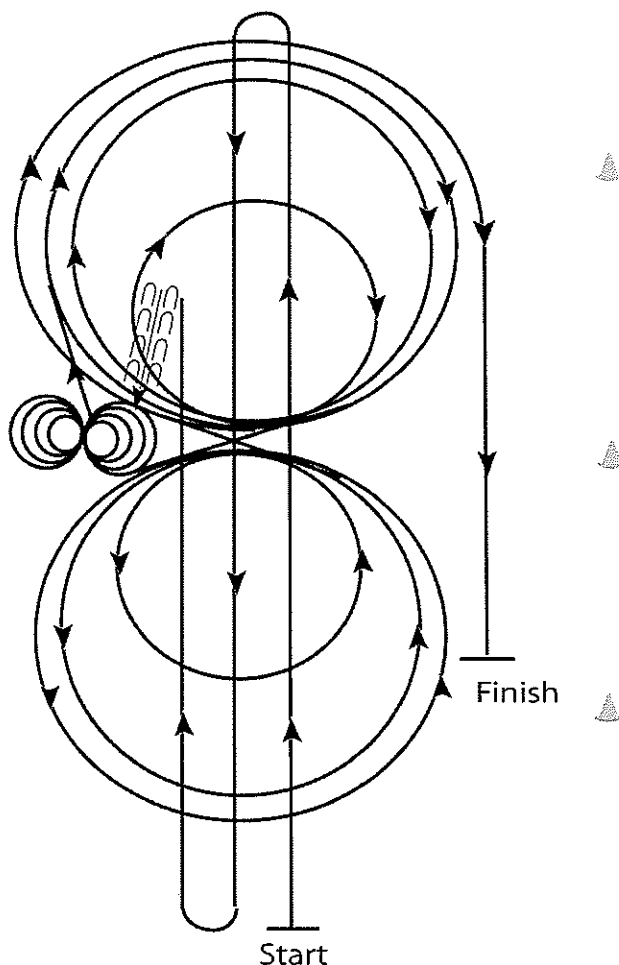
Pattern Provided by:

MIKE AND CHARLENE CARTER

2017 APHA ZONE 5 SHOW

REINING (ALL AGE)

Show Date: 04/22-23/2017



1. Run at speed to the far end of the arena past the end marker and do a left rollback – no hesitation.
2. Run to the opposite end of the arena past the end marker and do a right rollback – no hesitation.
3. Run past the center marker and do a sliding stop. Back up to the center of the arena at least ten feet (3m). Hesitate.
4. Complete four spins to the right.
5. Complete four and one-quarter spins to the left so that horse is facing left wall or fence. Hesitate.
6. Beginning on the right lead, complete three circles to the right: the first two circles large and fast; the third circle small and slow. Change leads at the center of the arena.
7. Complete three circles to the left: the first two circles large and fast; the third circle small and slow. Change leads at the center of the arena.
8. Begin a large fast circle to the right but do not close this circle. Run straight down the right side of the arena past the center marker and do a sliding stop at least twenty feet (6.09m) from the wall or fence. Hesitate to demonstrate completion of the pattern.
Rider may drop bridle to the designated judge.

[R/AQHAP-7]

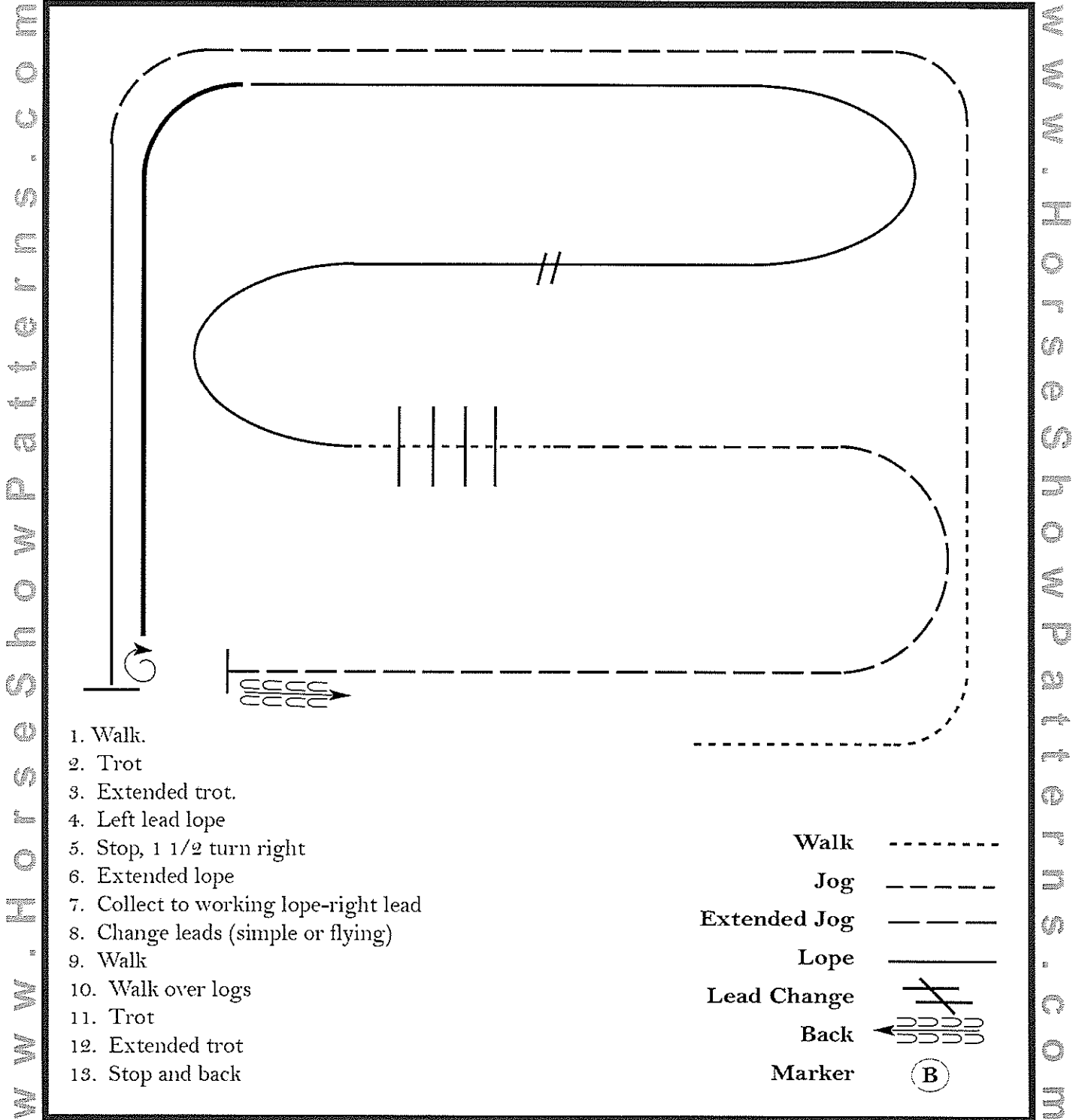
Pattern Provided by:

MIKE AND CHARLENE CARTER

2017 APHA ZONE 5 SHOW

RANCH RIDING (All Classes)

Show Date: 04/22-23/2017

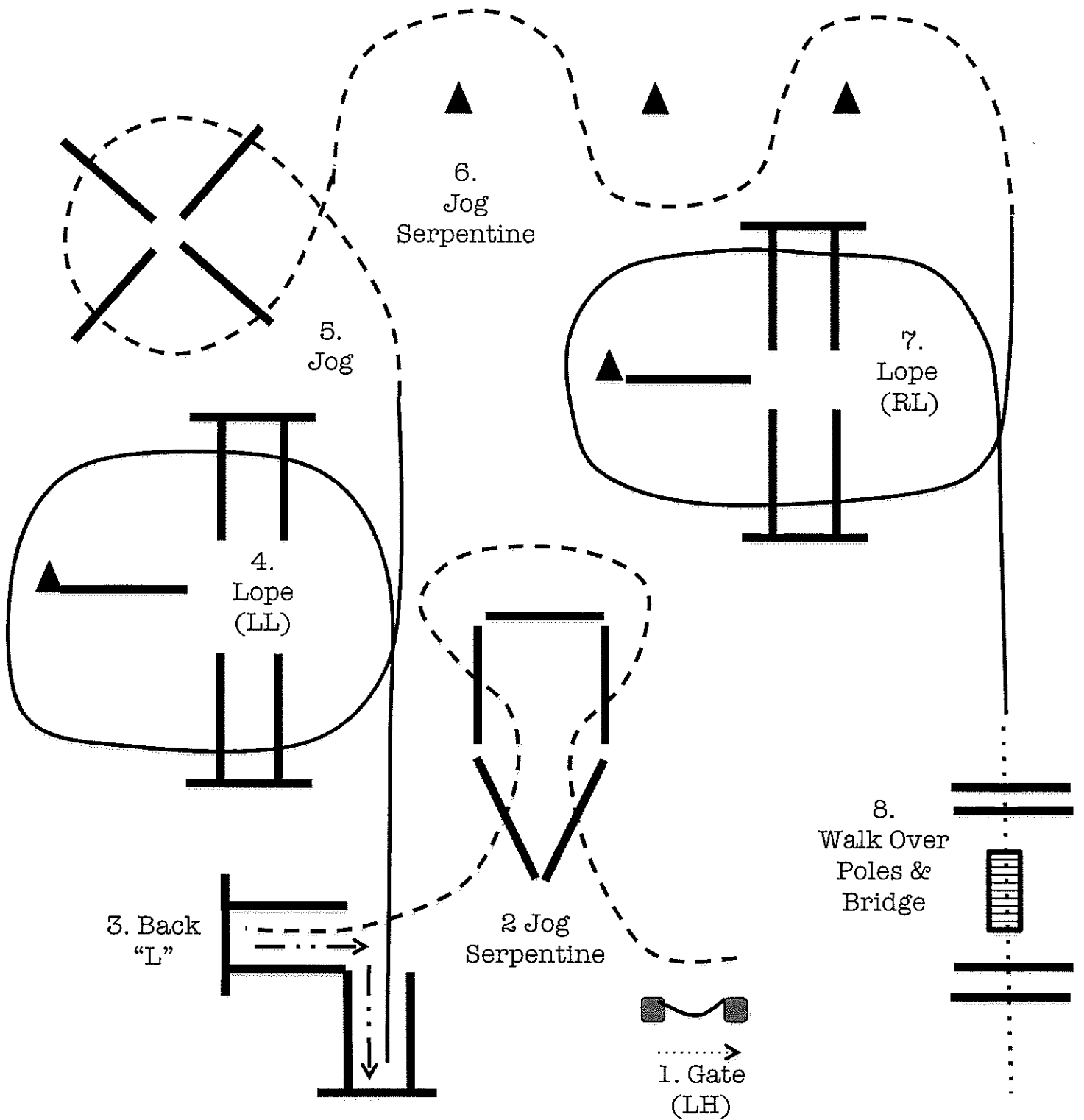


[RR/2]

Pattern Provided by:

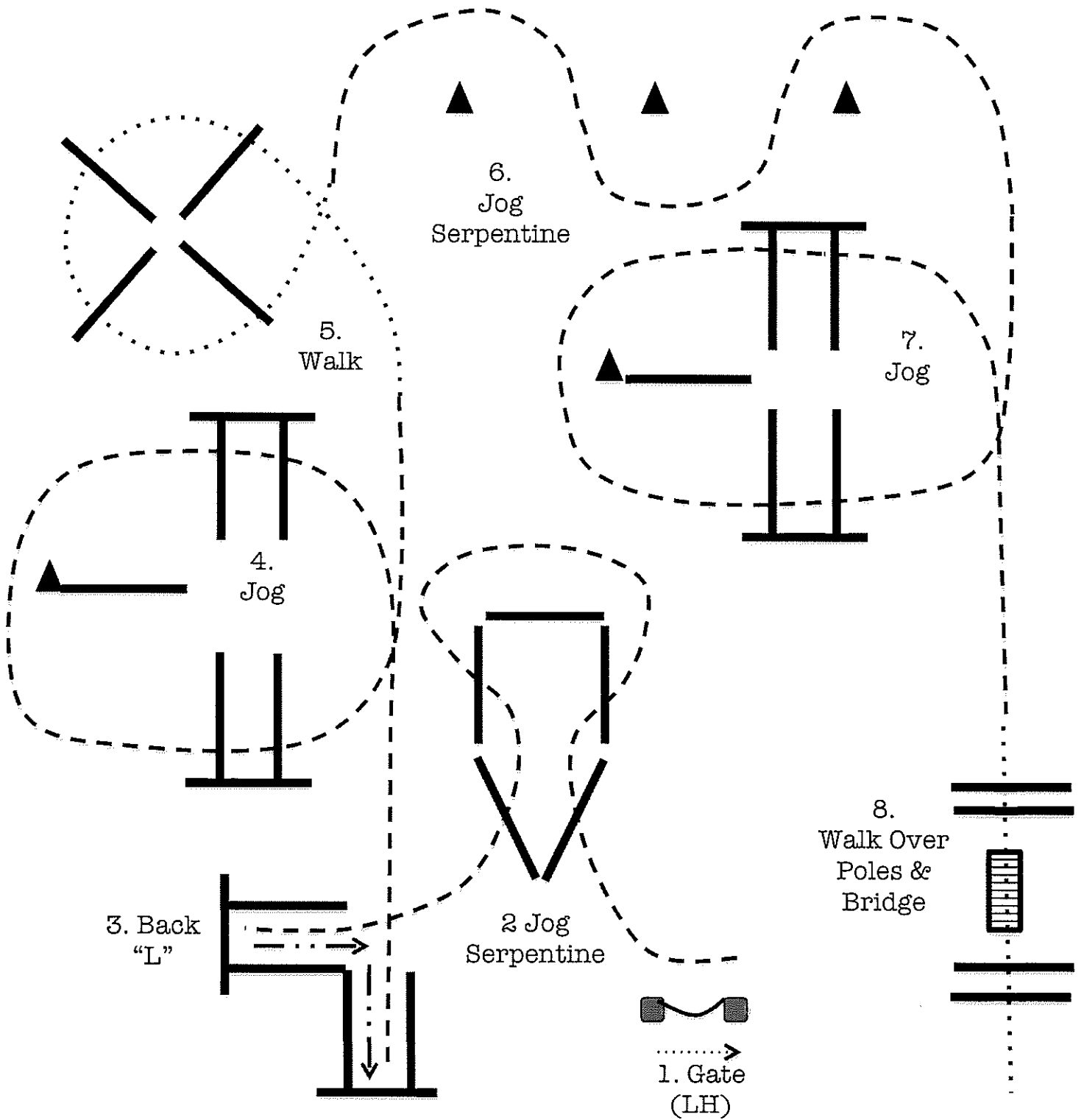
MIKE AND CHARLENE CARTER

APHA ZONE 5
MIDWEST CHAMPSPIONSHIP
NOVICE YOUTH TRAIL



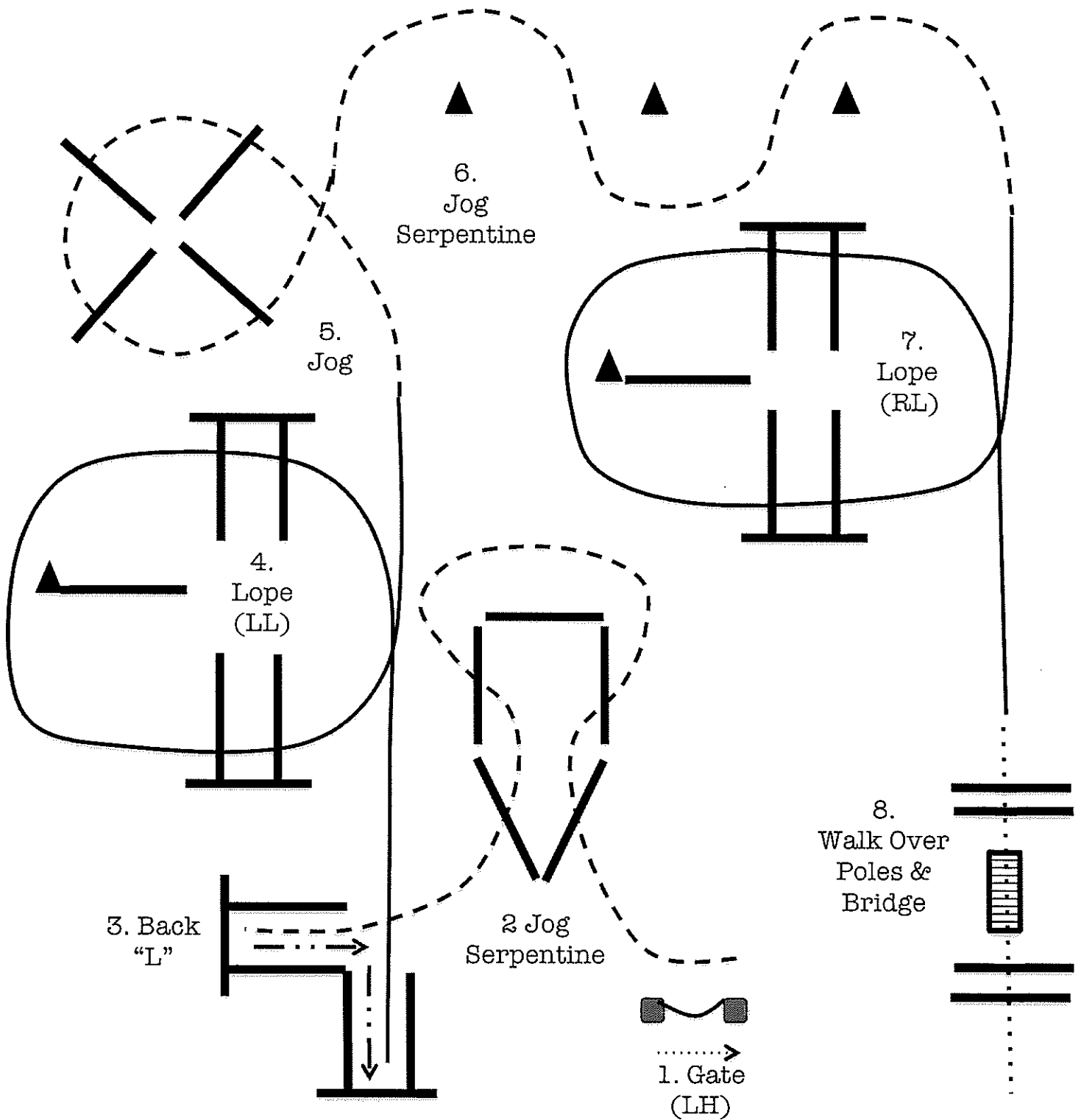
APHA ZONE 5

Yearling In-hand Trail, Walk Trot Youth, Walk Trot Amateur



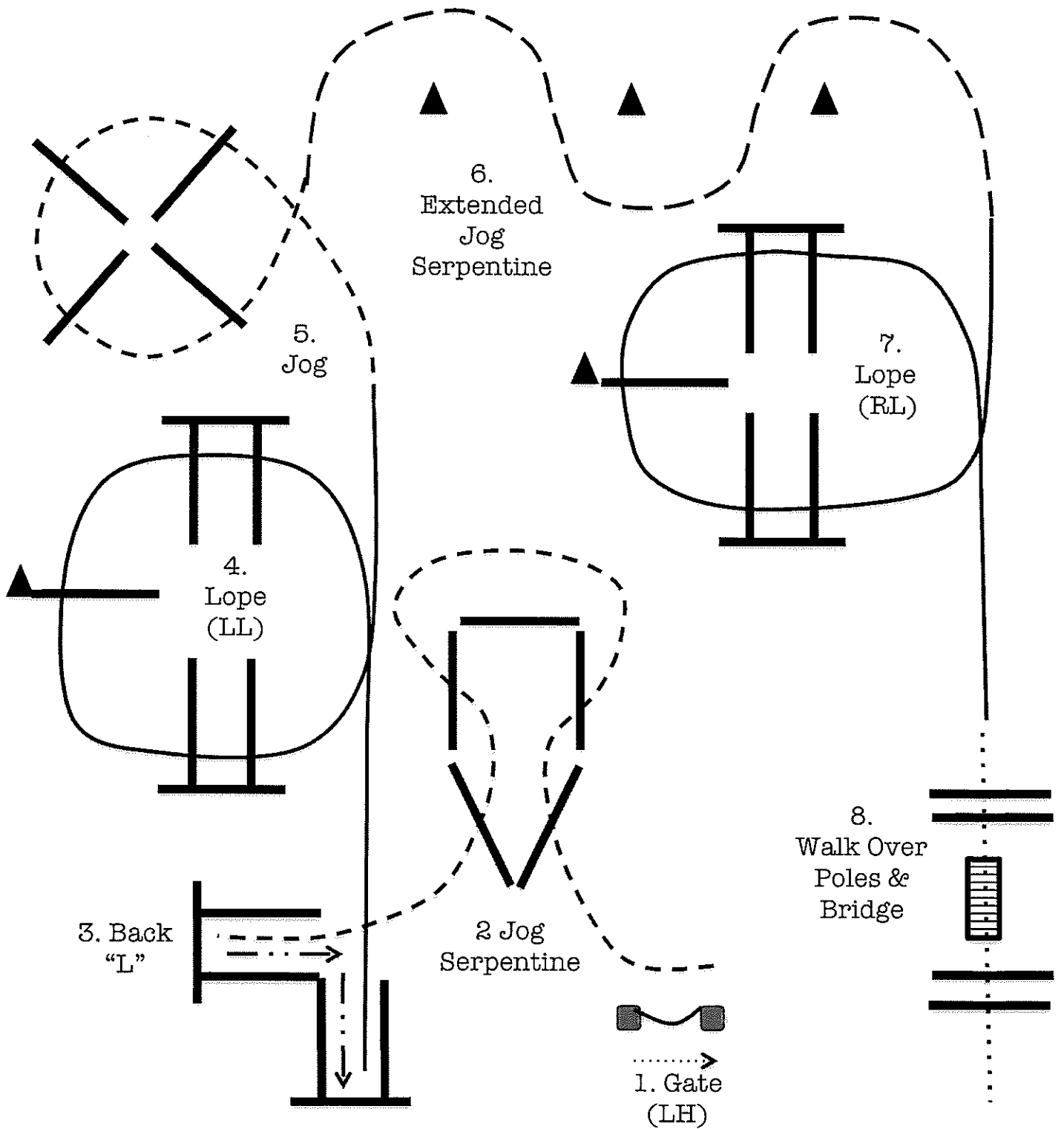
APHA ZONE 5

Novice Youth Trail, Youth 18- U Trail, Green Trail, Novice Amateur Trail



APHA ZONE 5

Amateur Trail, SPB Amateur Trail, Open Trail, SPB Trail



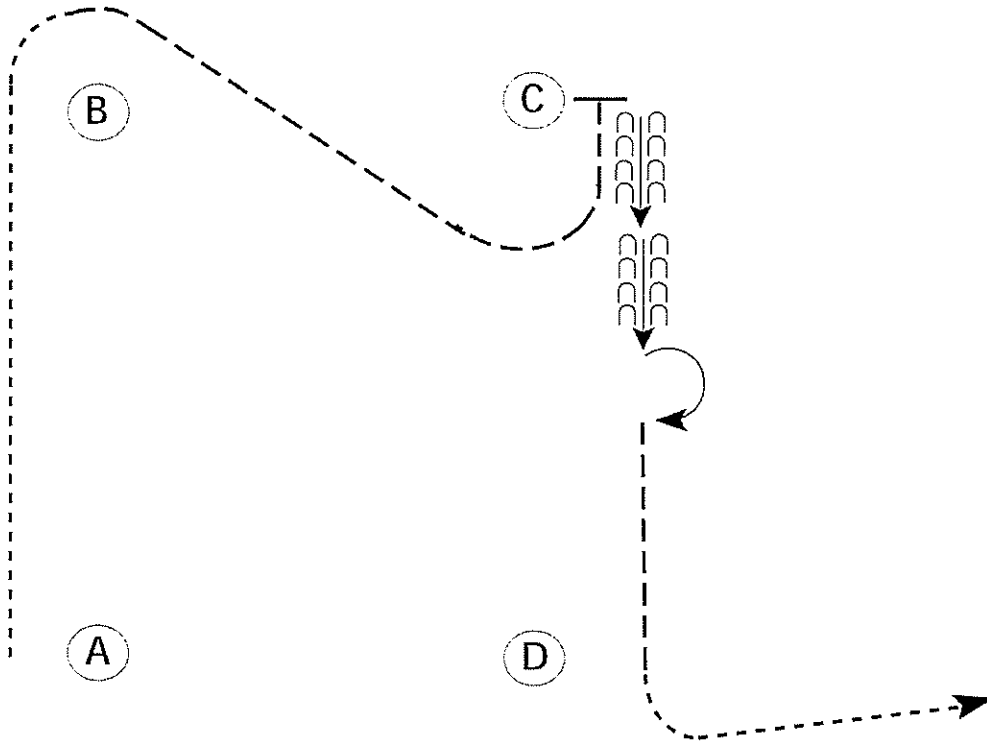
2017 APHA ZONE 5 SHOW

HORSEMANSHIP (ALL WALK/TROT)

Show Date: 04/22-23/2017

www.HorseShowPatterns.com

www.HorseShowPatterns.com



Be ready at A.

1. Walk to B.
2. At the top of B, begin to jog.
3. Jog to C.
4. Stop and back approximately one horse length.
5. Turn 180 degrees to the right.
6. Jog to D.
7. Walk at D and turn to the left.

Follow the instructions of your ring steward.

Walk	-----
Jog	-----
Extended Jog	-----
Lope	-----
Leg Yield	
Lead Change	---/---
Back	←--- ←--- ←---
Marker	⊙ B
Sidepass	←---→

[WH/WT-52]

Pattern Provided by:

MIKE AND CHARLENE CARTER

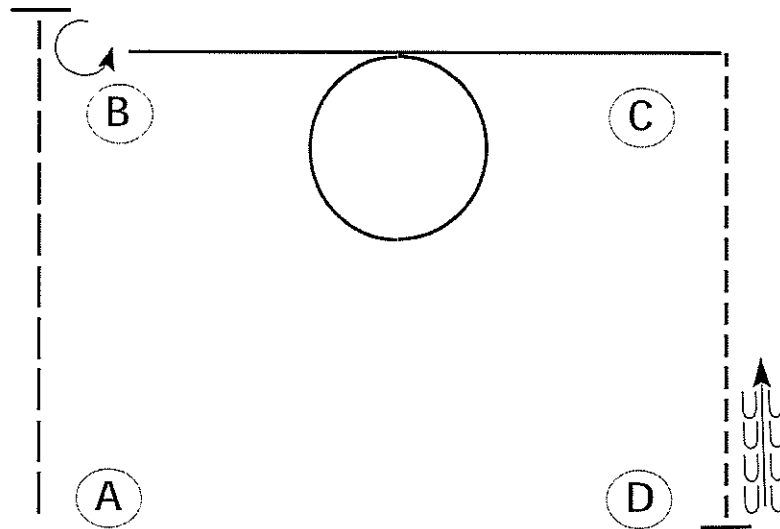
2017 APHA ZONE 5 SHOW

WEST CHAMPIONSHIP HORSEMANSHIP (NOV. YOUTH/ NOV. AMATE)

Show Date: 04/22-23/2017

WWW.HORSESHOWPATTERNS.COM

WWW.HORSESHOWPATTERNS.COM



Be ready at A.

1. Extended trot from A past B.
2. Stop past B and perform a 270 degree turn to the left.
3. Lope on the right lead halfway to C.
4. Perform a small, slow circle to the right.
5. Continue to lope past C.
6. Jog to D.
7. Stop and back approximately one horse length.

Follow the instructions of your ring steward.

Walk	-----
Jog	- - - - -
Extended Jog	-----
Lope	—————
Lead Change	———/———
Back	←←←←←
Marker	Ⓚ

[WH/1-89]

Pattern Provided by:

MIKE AND CHARLENE CARTER

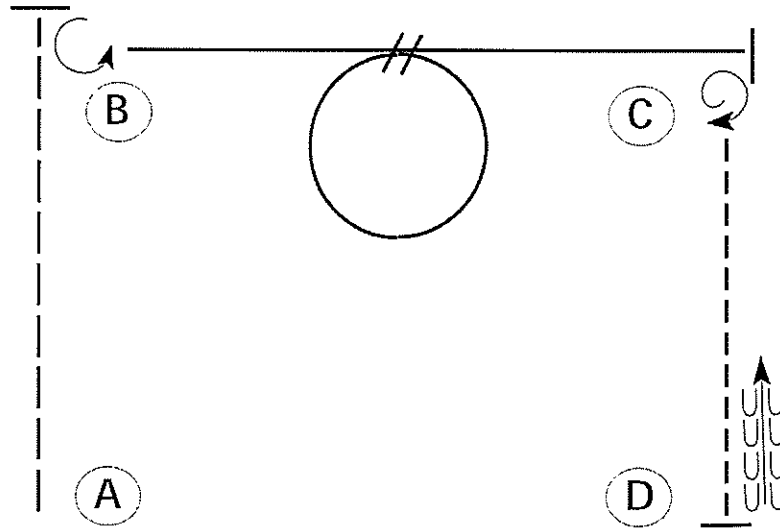
2017 APHA ZONE 5 SHOW

MIDWEST CHAMPIONSHIP HORSMANSHIP (YOUTH 18&UNDER)

Show Date: 04/22-23/2017

www.HorseShowPatterns.com

www.HorseShowPatterns.com



Be ready at A.

1. Extended trot from A past B.
2. Stop past B and perform a 270 degree turn to the left.
3. Lope on the left lead halfway to C.
4. Change leads and perform a small, slow circle to the right.
5. Continue to lope past C and stop.
6. Perform a 1 1/4 turn to the right.
7. Jog to D.
8. Stop and back approximately one horse length.

Follow the instructions of your ring steward.

Walk	-----
Jog	-----
Extended Jog	-----
Lope	-----
Lead Change	////
Back	←←←←←
Marker	(B)

[WH/3-89]

Pattern Provided by:

MIKE AND CHARLENE CARTER

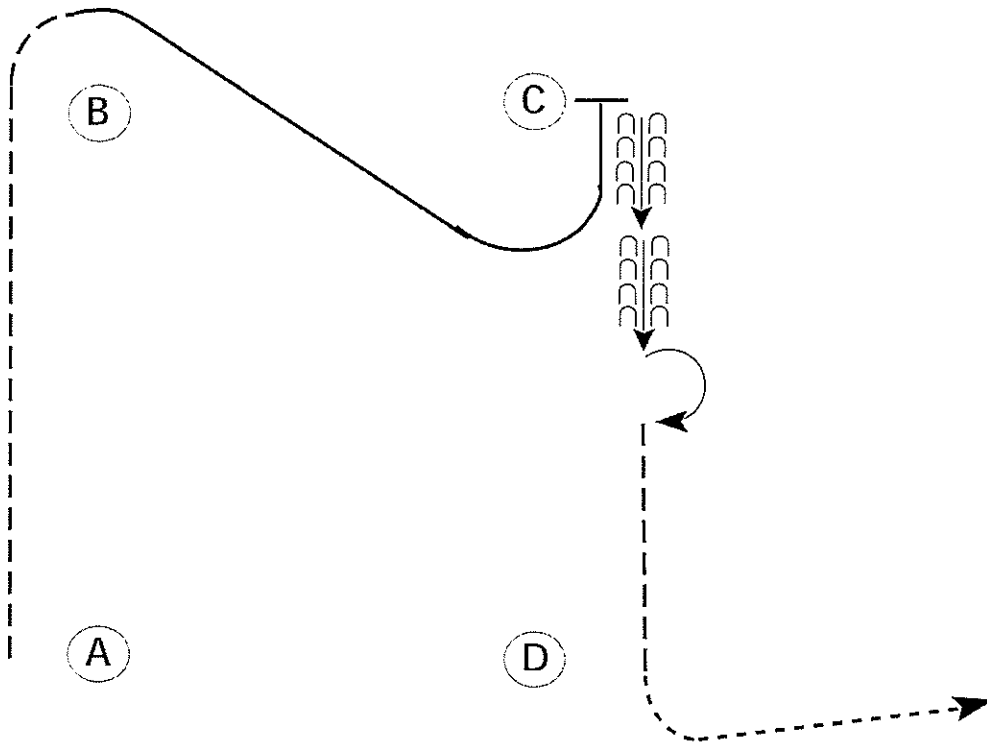
2017 APHA ZONE 5 SHOW

HORSEMANSHIP (ALL NOVICE/ AM. SPB)

Show Date: 04/22-23/2017

www.HorseShowPatterns.com

www.HorseShowPatterns.com



Be ready at A.

1. Jog to B.
2. At the top of B, pick up the left lead.
3. Lope on the left lead to C.
4. Back approximately one horse length.
5. Turn 180 degrees to the right.
6. Jog to D.
7. Walk at D and turn to the left.

Follow the instructions of your ring steward.

Walk	-----
Jog	-----
Extended Jog	-----
Lope	—————
Leg Yield	
Lead Change	↗ ↘
Back	← C C C C
Marker	⊙ B
Sidepass	←-----→

[WH/1-52]

Pattern Provided by:

MIKE AND CHARLENE CARTER

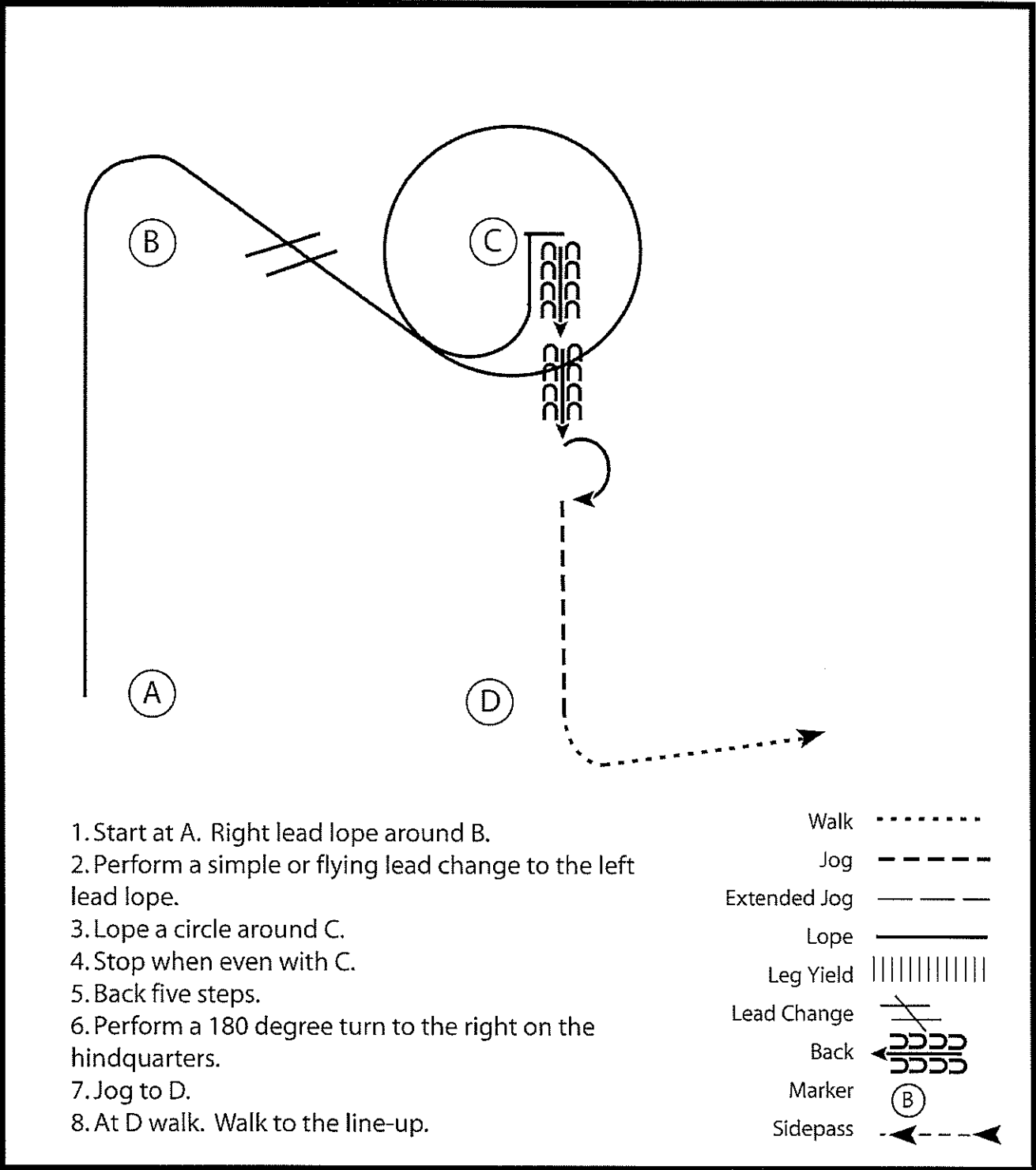
2017 APHA ZONE 5 SHOW

HORSEMANSHIP (YOUTH 18&under / AMATEUR)

Show Date: 04/22-23/2017

www.HorseShowPatterns.com

www.HorseShowPatterns.com



1. Start at A. Right lead lope around B.
2. Perform a simple or flying lead change to the left lead lope.
3. Lope a circle around C.
4. Stop when even with C.
5. Back five steps.
6. Perform a 180 degree turn to the right on the hindquarters.
7. Jog to D.
8. At D walk. Walk to the line-up.

Walk
Jog	-----
Extended Jog	-----
Lope	—————
Leg Yield	
Lead Change	//
Back	CCCCC
Marker	(B)
Sidepass	----->

[WH/2-52]

Pattern Provided by:

MIKE AND CHARLENE CARTER