



# IOWA PAINT HORSE CLUB

## STATE SHOW AND FUTURITY!

*October 14-15, 2017  
Iowa Equestrian Center  
Cedar Rapids, IA  
8:00AM Start Time*

### *JUDGES:*

*Brad Jones, Mike Hachtel,  
Don Beard and John Tabb*

**\$3.00**

IPHC State Show and Futurities 2017

All Futurity Weanlings must be checked in and futurity bill paid by 6:30am Saturday morning-October 14th.

Splits for the Weanling Stallions will be announced on or before 7:00am. Weanling Fillies splits to follow.

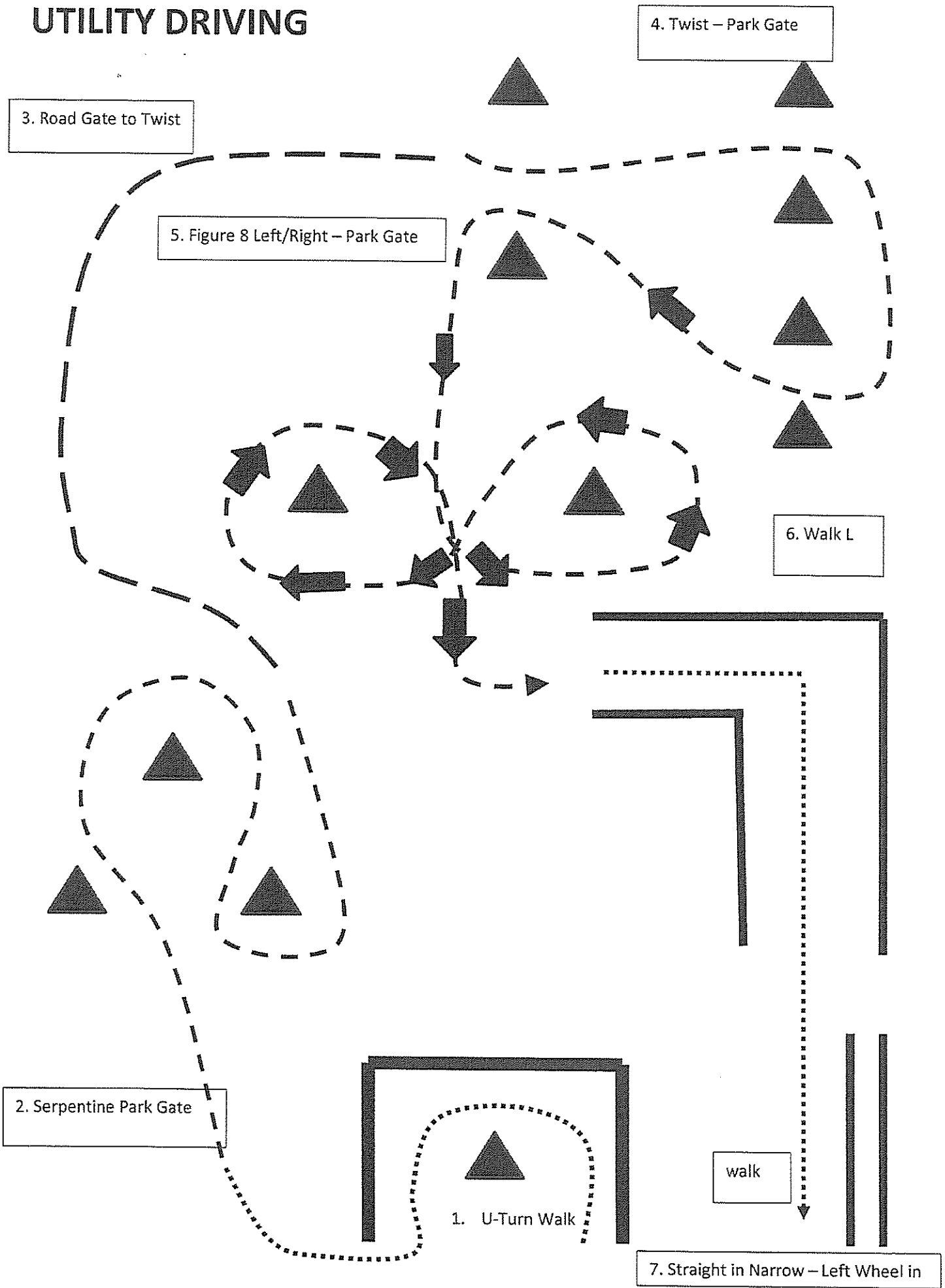
Only horses with futurity bill paid will be entered into the split and allowed to show.

2017 IOWA PAINT HORSE CLUB SHOWBILL -Saturday, October 14, 2017, SHOW BEGINS AT 8:00AM		
1	Amateur Pleasure Driving	30B Breeders Futurity Weanling Fillies-Int (if needed)
2	Pleasure Driving	30C Breeders Futurity Weanling Fillies-Early
3	Utility Driving	31A Breeders Futurity Yearling Fillies
9A	Breeders Futurity Weanling Colts-Late	Youth Mares
9B	Breeders Futurity Weanling Colts-Int (if needed)	Amateur Mares
9C	Breeders Futurity Weanling Colts Early	AMATEUR GRAND MARES
10A	Breeders Futurity Yearling Stallions	AMATEUR RESERVE MARES
4	Amateur Stallions - All Ages	Amateur SPB Mares - All Ages
5	AMATEUR GRAND STALLIONS	AMATEUR SPB GRAND MARES
6	AMATEUR RESERVE STALLIONS	AMATEUR SPB RESERVE MARES
7	Amateur SPB Stallions - All Ages	SPB Mares (2 yrs & under)
8	AMATEUR SPB GRAND STALLIONS	SPB Mares (3 yrs & over)
9	AMATEUR SPB RESERVE STALLIONS	SPB GRAND MARES
10	Junior SPB Stallions (2 yrs & under)	SPB RESERVE MARES
11	Senior SPB Stallions (3 yrs & over)	Performance Halter Mares
12	GRAND SBP STALLIONS	Weanling Fillies
13	RESERVE SBP STALLIONS	Yearling Fillies
14	Performance Halter Stallions	Two Year Old Mares
15	Weanling Stallions	Three Year Old Mares
16	Yearling Stallions	Four Year & Older Mares
17	Two Year Old Stallions	Broodmares
18	Three Year Old Stallions	GRAND MARES
19	Four Year & Older Stallions	RESERVE MARES
20	GRAND STALLIONS	F2 Breeders Not-Pro 2 yr Old Western Pleasure Futurity - 1st Go
21	RESERVE STALLIONS	45A Breeders Futurity Yearling Geldings
F1	Breeders 2yr Old Western Pleasure - 1st Go	Youth Geldings
22	Amateur Walk-Trot Showmanship	Amateur Geldings
23	Youth Walk-Trot Showmanship 5-10	AMATEUR GRAND GELDINGS
24	Novice Youth Showmanship 18 & Under	AMATEUR RESERVE GELDINGS
25	Youth Showmanship 18 & Under	Amateur SPB Geldings - All Ages
26	Novice Amateur Showmanship	AMATEUR SPB GRAND GELDINGS
27	Amateur Showmanship	AMATEUR SPB RESERVE GELDINGS
28	SPB Amateur Showmanship	SPB Geldings (2 yrs & under)
30A	Breeders Futurity Weanling Fillies-Late	
57	SPB Geldings (3 yrs & over)	
58	SPB GRAND GELDINGS	
59	SPB RESERVE GELDINGS	
60	Performance Halter Geldings	
61	Yearling Geldings	
62	Two Year Old Geldings	
63	Three Year Old Geldings	
64	Four Year & Older Geldings	
65	GRAND GELDINGS	
66	RESERVE GELDINGS	
67	Ovvero Color	
68	Tobiano Color	
45B	Breeders Futurity Yearling Longe Line-1st Go	
	**20 Minute Break**	
72	SPB Hunter Under Saddle	
73	Amateur Walk-Trot Hunter Under Saddle	
74	Youth Walk Trot Hunter Under Saddle 5-10	
75	Amateur Walk-Trot Equitation	
76	Youth Walk Trot Hunt Seat Equitation 5-10	
77	Novice Youth Hunter Under Saddle 18 & under	
78	Youth Hunter Under Saddle 18 & Under	
79	Green Hunter Under Saddle	
80	Novice Amateur Hunter Under Saddle	
81	Amateur Hunter Under Saddle	
82	SPB Amateur Hunter Under Saddle	
83	Hunter Under Saddle	
BC1	Breeders Classic Open 3 Year Old Hunter Under Saddle	
84	Novice Youth Hunt Seat Equitation 18 & under	
85	Youth Hunt Seat Equitation 18 & Under	
86	Novice Amateur Hunt Seat Equitation	
87	Amateur Hunt Seat Equitation	
88	Youth Hunter Hack 18 & Under	
89	Amateur Hunter Hack	
90	Hunter Hack	

<b>SUNDAY, October 15th - 8:00AM - Trail, 2nd Go Performance Futurities, Western and Games</b>			
114	Yearling In-Hand Trail *not at April Show	F2	Breeders Non-Pro 2 Yr Old Western Pleasure Futurity-2nd Go
115	Amateur Walk-Trot Trail	97	SPB Western Pleasure
116	Youth Walk Trot Trail 5-10	98	Junior Western Pleasure
117	Novice Youth Trail 18 & under	99	Novice Youth Western Pleasure 18 & under
118	Youth Trail 18 & under	100	Youth Western Pleasure 18 & Under
119	Green Trail	F1	Breeders 2 yr Old Western Pleasure Futurity-2nd Go
120	Novice Amateur Trail	101	Senior Western Pleasure
121	Amateur Trail	102	Amateur 45 & Over W Pleasure/NO APHA Pts
122	Trail	103	Novice Amateur Western Pleasure
45B	Breeders Futurity Yearling Longe Line-2nd Go	104	Amateur Western Pleasure
69	Amateur Yearling Longe Line	105	SPB Amateur Western Pleasure
70	SPB Yearling Longe Line	BC2	Breeders Classic Open 3 Year Old Western Pleasure
71	Yearling Longe Line	106	Novice Youth Horsemanship 18 & under
91	Lead Line 8 & under	107	Youth Horsemanship 18 & Under
92	Green Western Pleasure	108	Novice Amateur Horsemanship
93	Amateur Walk-Trot Western Pleasure	109	Amateur Horsemanship
94	Youth Walk Trot Western Pleasure 5-10		
95	Youth Walk Trot Horsemanship 5-10		
96	Amateur Walk-Trot Horsemanship		
		110	Youth Western Riding 18 & under
		111	Green Western Riding
		112	Amateur Western Riding
		113	Western Riding
		123	Youth Ranch Riding 18 & Under
		124	Amateur Ranch Riding
		125	Ranch Riding
		126	Youth Reining 18 & under
		127	Amateur Reining
		128	Open Reining
		129	Youth Barrels 18 & under
		130	Amateur Barrels
		131	Barrels
		132	Youth Poles 18 & under
		133	Amateur Poles
		134	Poles
		135	Youth Stake Race 18 & under
		136	Amateur Stake Race

BREAKS DURING THE SHOW WILL BE AT THE DISCRETION OF THE SHOW MANAGEMENT

# UTILITY DRIVING



3. Road Gate to Twist

4. Twist - Park Gate

5. Figure 8 Left/Right - Park Gate

6. Walk L

2. Serpentine Park Gate

1. U-Turn Walk

7. Straight in Narrow - Left Wheel in

walk

# Iowa Show

## Judges Sheets

Show Date: 10-14-2017

www.horsheshowpatterns.com

www.horsheshowpatterns.com

### Hunt Seat Equitation Nov Y/Nov Am/Youth/Ama

Be ready at A.

1. Walk to B.
2. Stop at B and perform a 90 degree turn to the right on the forehand.
3. Canter on the left lead to C.
4. Posting trot from C to D.
5. Canter on the right lead from D to C.
6. Posting trot from C to B.
7. Stop at B and back one horse length.

Follow the instructions of your ring steward.

Walk	-----
Trot	- - - - -
Extended Trot	-----
Canter	-----
Leg Yield	
Lead Change	
Back	
Marker	ⓐ
Sidewalk	←
Hand Gallop	←

### Hunt Seat Equitation Walk Trot

1. Posting trot on the left diagonal from A to B.
2. At B posting trot a circle to the left on the right diagonal.
3. Sitting trot to C.
4. Stop at C and back approximately one horse length.

Exit at a sitting trot.

Walk	-----
Trot	- - - - -
Extended Trot	-----
Canter	-----
Leg Yield	
Lead Change	
Back	
Marker	ⓐ
Sidewalk	←
Hand Gallop	←

### Showmanship Nov Y/Nov Am/Youth/Ama/SPB

1. Jog from A around B.
2. Half way to C stop and perform a 180 degree turn.
3. Back to C.
4. Perform a 180 degree turn, walk to Judge and set up for inspection.
5. When dismissed perform a 270 degree turn and trot to line up.

Walk	-----
Trot	- - - - -
Back	
Marker	ⓐ
Judge	ⓑ

### Showmanship Walk Trot

1. Begin at A. Trot from A past B.
2. Stop and perform a 90 degree turn.
3. Walk to the Judge, stop and set up for inspection.
4. When dismissed back one horse length and perform a 270 degree turn.
5. Trot to the line-up.

Walk	-----
Trot	- - - - -
Back	
Marker	ⓐ
Judge	ⓑ

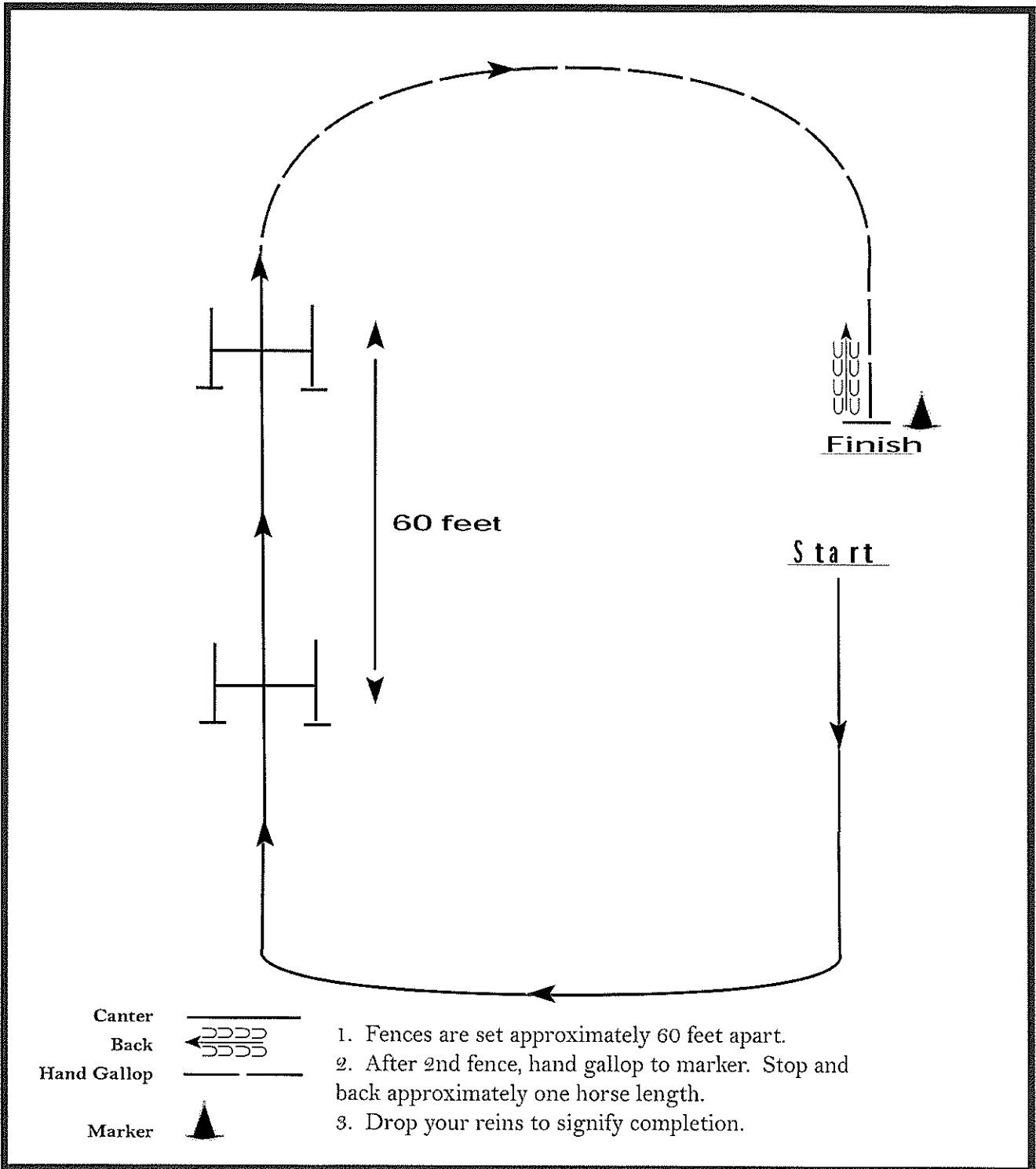
Pattern Provided by:  
*Brad Jones*

# Hunter Hack (All)

Show Date:

w w w . H o r s e S h o w P a t t e r n s . c o m

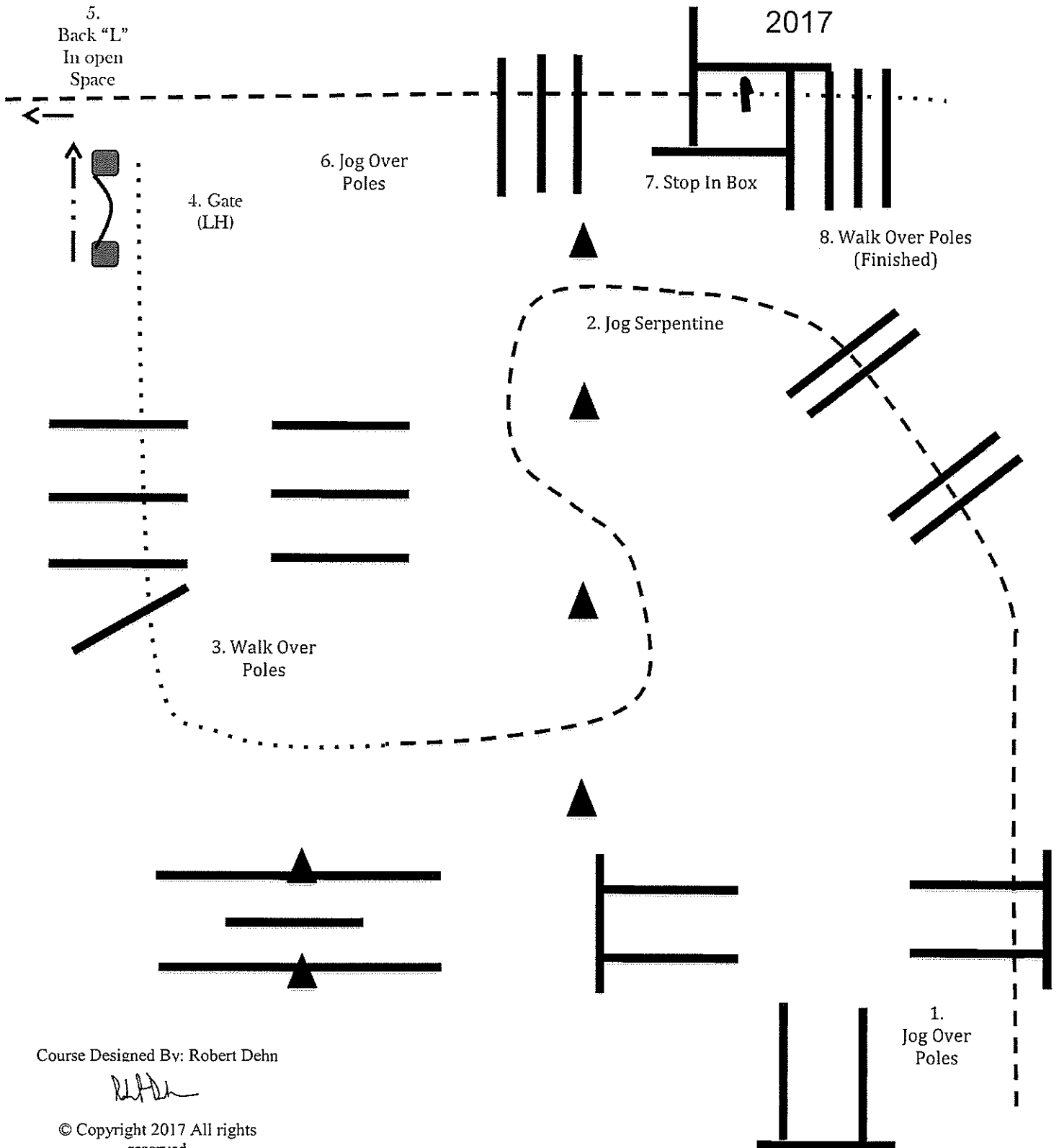
w w w . H o r s e S h o w P a t t e r n s . c o m



Pattern Provided by:

[HH/60-2]

Yearling In Hand Trail  
 Walk Trot Youth Trail  
 Walk Trot Amateur Trail

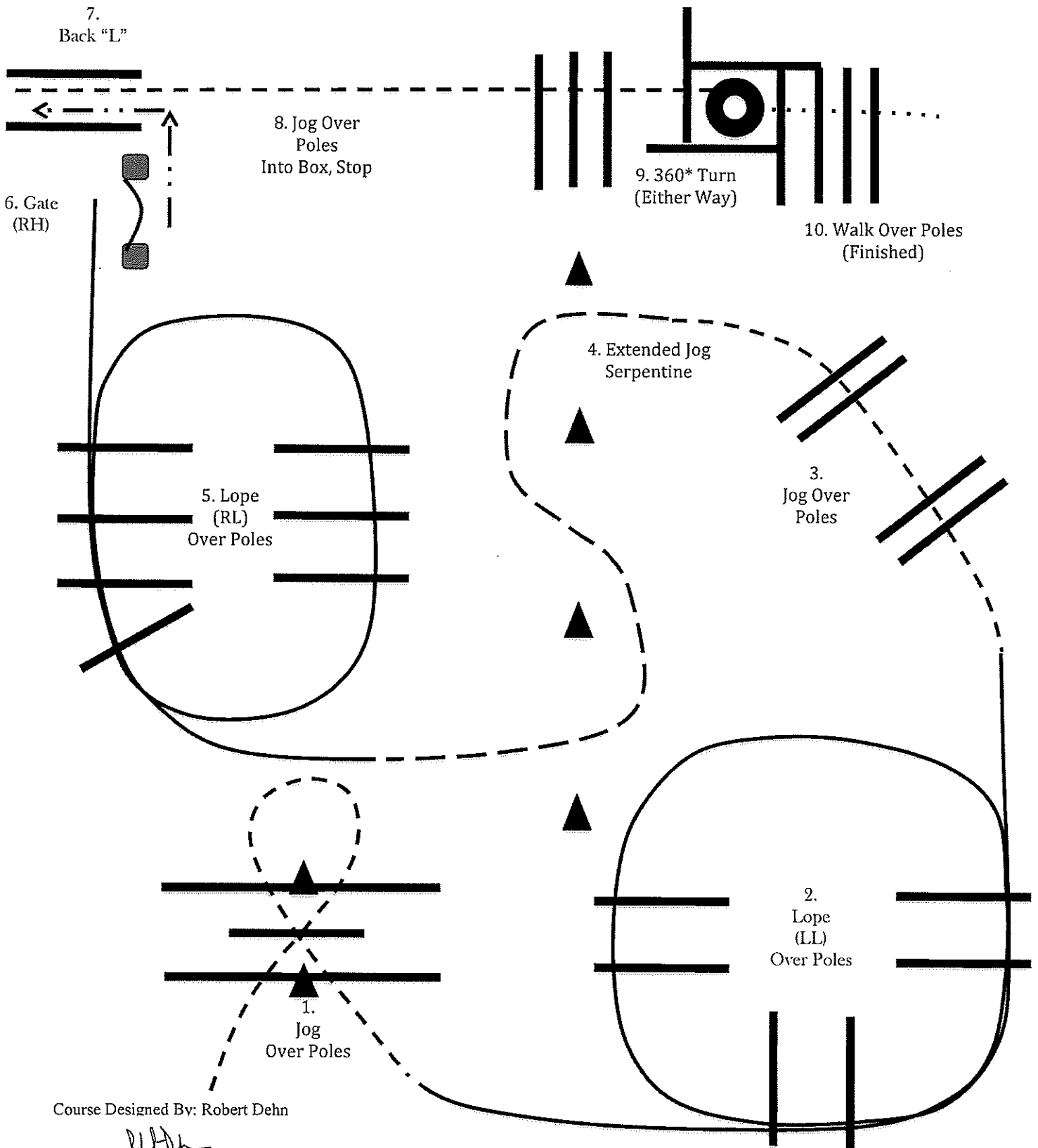


Course Designed By: Robert Dehn

*Robert Dehn*

© Copyright 2017 All rights reserved

Youth Trail  
Amateur Trail  
Trail

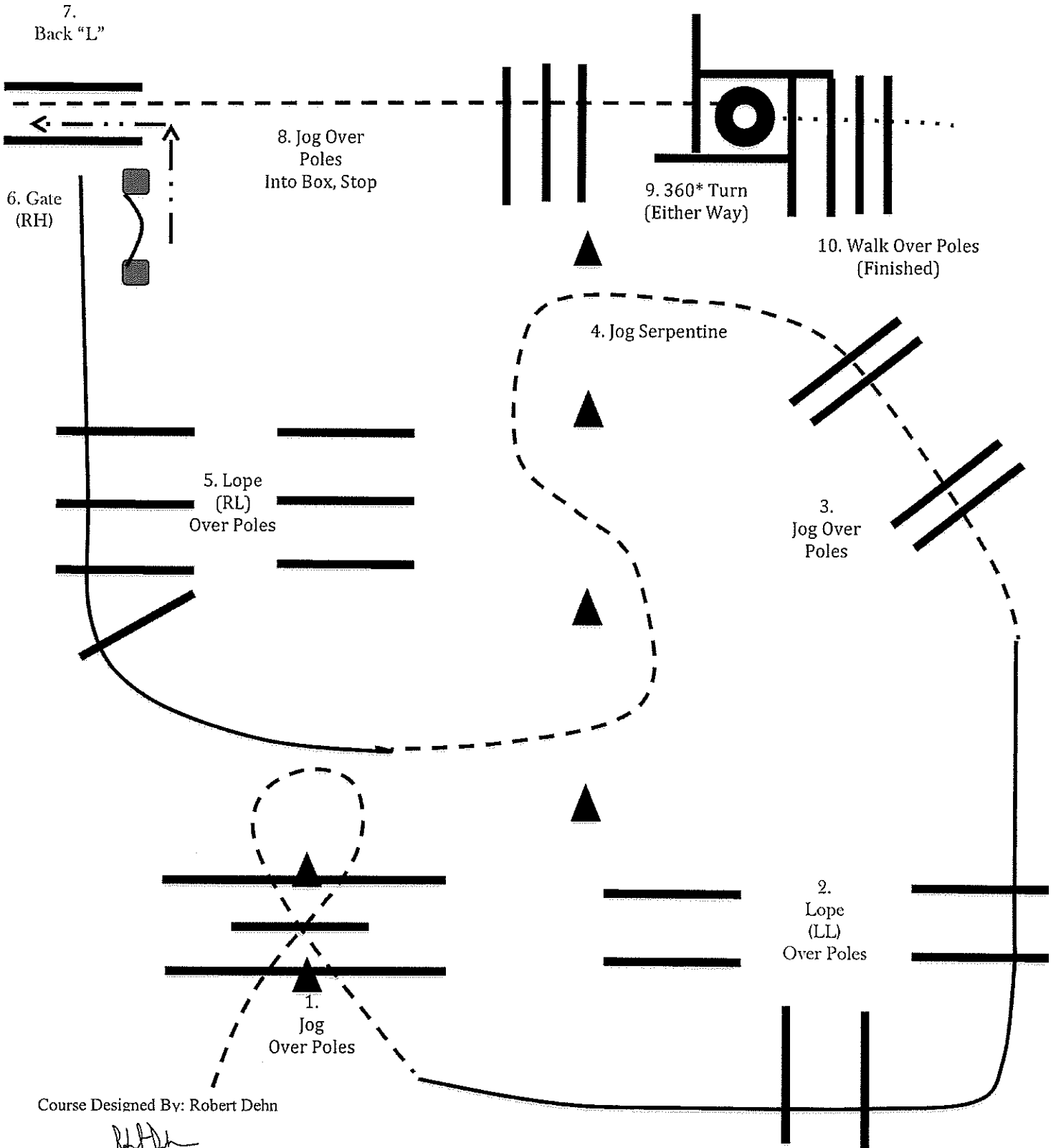


Course Designed By: Robert Dehn

© Copyright 2017 All rights reserved



Green Trail  
Novice Youth Trail  
Novice Amateur Trail



Course Designed By: Robert Dehn

© Copyright 2017 All rights reserved

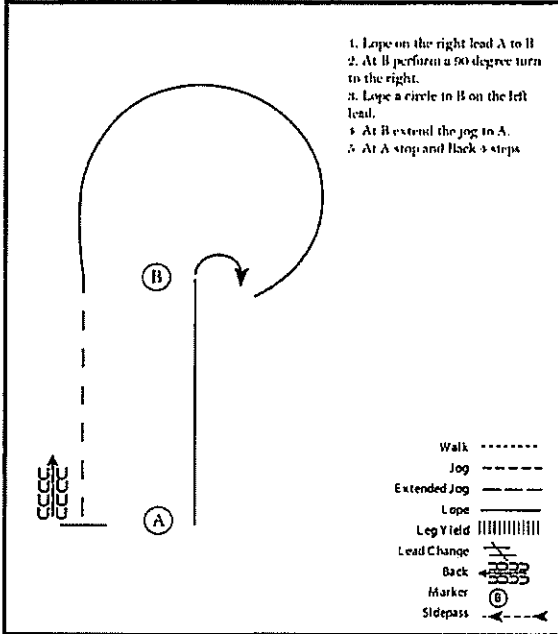
# Iowa Show

## Judges Sheets

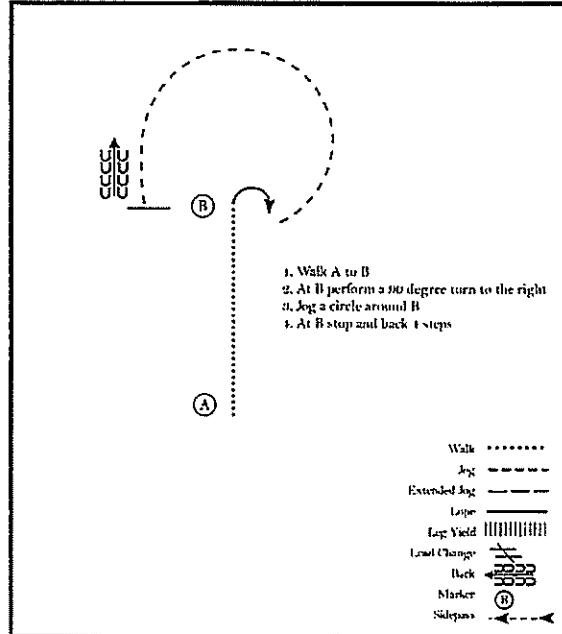
Show Date: 10-14-2017

www.HorseShowPatterns.com

### Western Horsemanship Nov Y/Nov Am/Youth/Ama



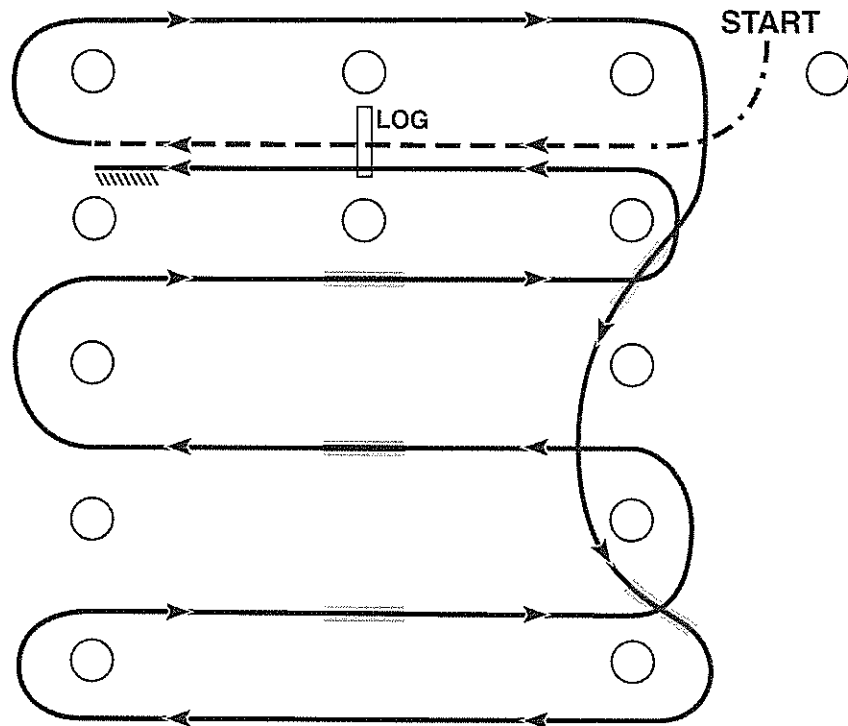
### Western Horsemanship Walk Trot



www.HorseShowPatterns.com

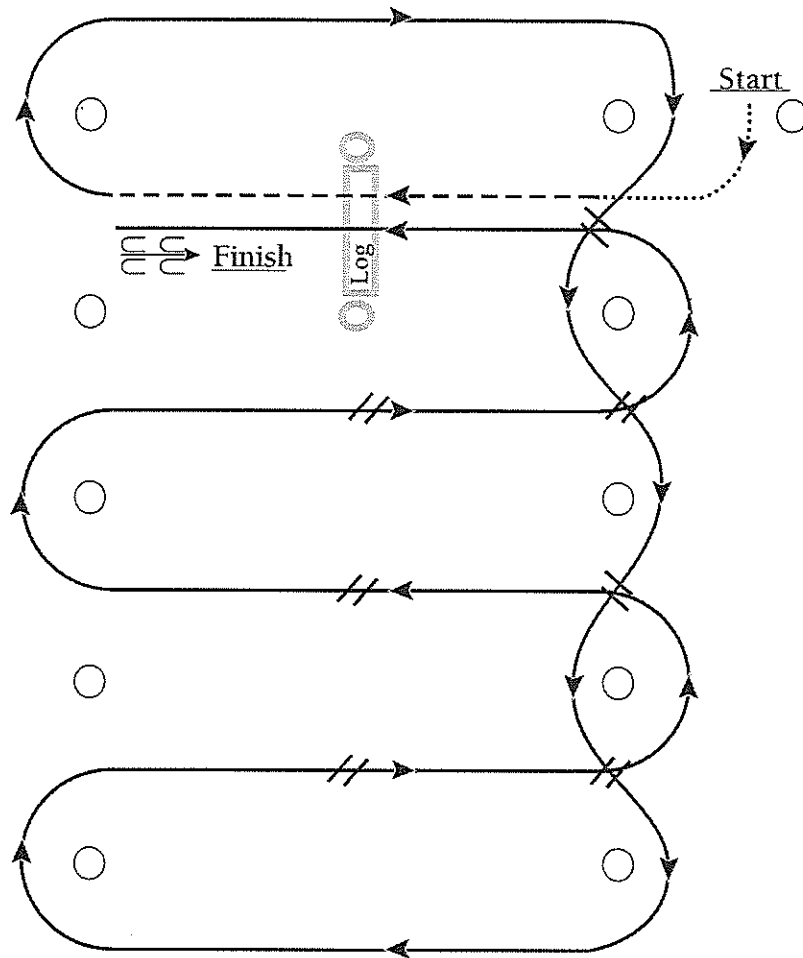
Pattern Provided by:  
*Brad Jones*

## Green Western Riding Pattern #4



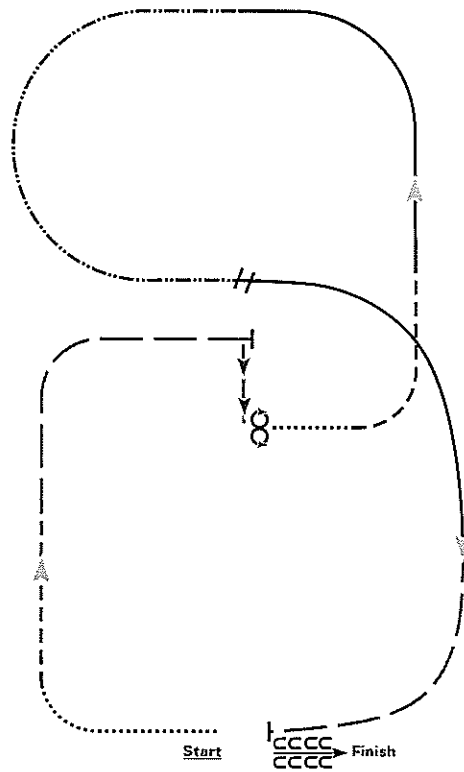
1. Walk, transition to log, jog over log.
2. Transition to right lead and lope around end.
3. First line change.
4. Second line change, lope around end of arena.
5. First crossing change.
6. Second crossing change.
7. Third crossing change.
8. Lope over log.
9. Lope, stop and back.

## Western Riding Pattern #4



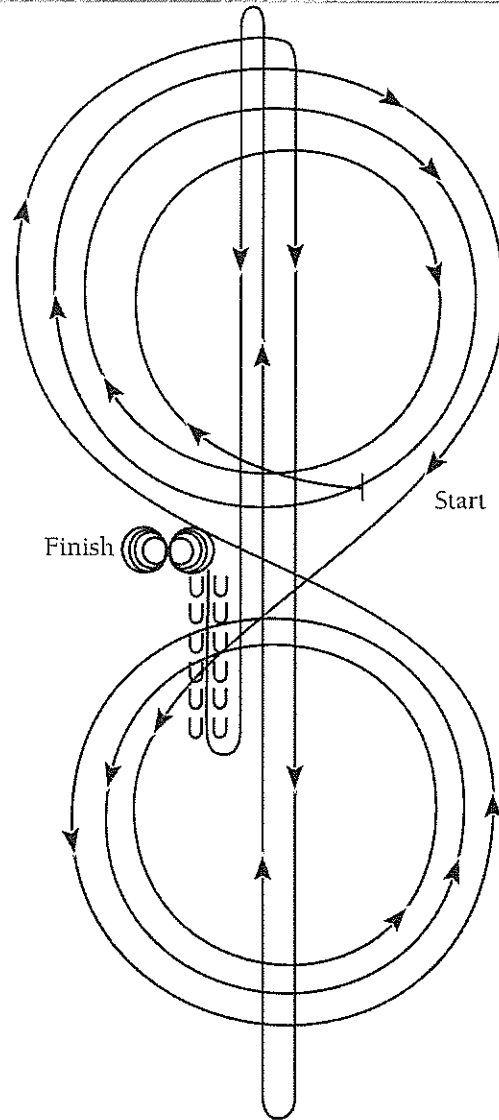
1. Walk, transition to jog, jog over log.
2. Transition to lope, lope to right around end.
3. First line change.
4. Second line change.
5. Third line change.
6. Fourth line change.
7. First crossing change.
8. Second crossing change.
9. Third crossing change.
10. Lope over log.
11. Lope, stop and back.

### Ranch Riding Pattern #3



1. Walk to the left around corner of the arena
2. Trot
3. Extend alongside of the arena and around the corner to center
4. Stop, side pass right
5. 360 turn each direction (either way 1st)
6. Walk
7. Trot
8. Lope left lead
9. Extend the lope
10. Change leads (simple or flying)
11. Collect to the lope
12. Extend trot
13. Stop and back

## Reining Pattern #2



Horses may walk or jog to the center of the arena. Beginning at the center of the arena facing the left wall or fence.

1. Beginning on the right lead, complete three circles to the right; the first circle small and slow; the next two circles large and fast. Change leads at the center of the arena.
2. Complete three circles to the left; the first circle small and slow; the next two circles large and fast. Change leads at the center of the arena.
3. Continue around previous circle to the right. At the top of the circle, run down the middle to the far end of the arena past the end marker and do a right rollback - no hesitation.
4. Run up the middle to the opposite end of the arena past the end marker and do a left rollback - no hesitation.
5. Run past the center marker and do a sliding stop. Back up to the center of the arena or at least ten feet (3m). Hesitate.
6. Complete four spins to the right. Hesitate.
7. Complete four spins to the left. Hesitate to demonstrate the completion of the pattern.

Rider may dismount and drop bridle to the designated judge.