



IOWA PAINT HORSE CLUB

EARLY BIRD SHOW!

*April 8-9, 2017
Iowa Equestrian Center
Cedar Rapids, IA
8:00AM Start Time*

JUDGES:


*Saturday: Richard Spinks & Manita DeFoor
Sunday: Tony Burris & Daren Wright*



\$5.00


WALK-TROT SHOWMANSHIP
(All)
 Amateurs will WALK where it calls for trot

W W W . H O R S E S H O W P A T T E R N S . C O M



Be ready at A.

1. Trot to B and stop.
2. Perform a 90 degree turn. Walk to judge.
3. Stop, set up, inspection.
4. When dismissed, perform a 90 degree turn.
5. Trot to the line up or follow the directions of the ring steward.

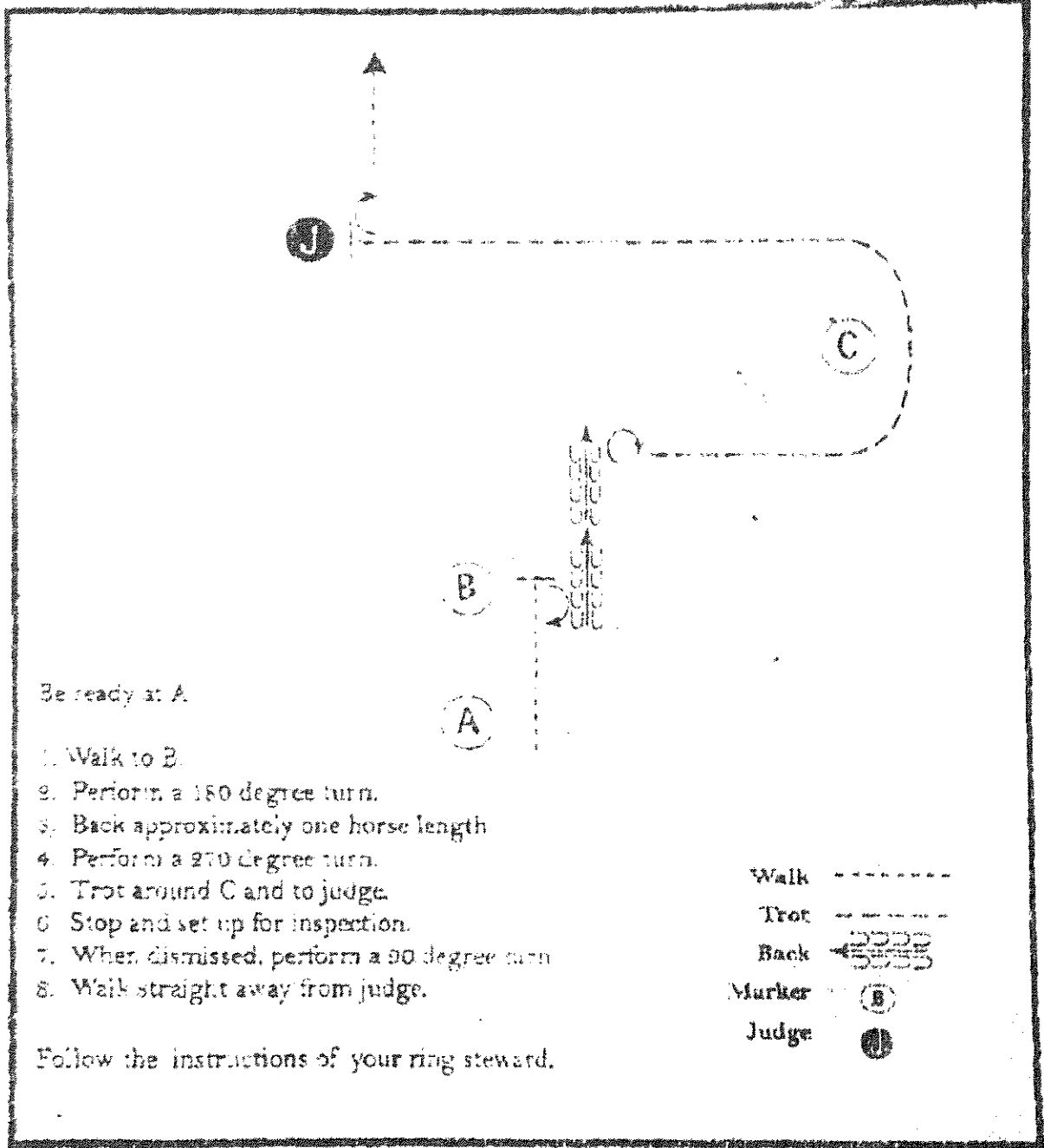


[S WT_29]

Pattern Provided by:

SHOWMANSHIP (All but W-T)


Show Date:



Be ready at A.

1. Walk to B.
2. Perform a 180 degree turn.
3. Back approximately one horse length.
4. Perform a 270 degree turn.
5. Trot around C and to judge.
6. Stop and set up for inspection.
7. When dismissed, perform a 90 degree turn.
8. Walk straight away from judge.

Follow the instructions of your ring steward.

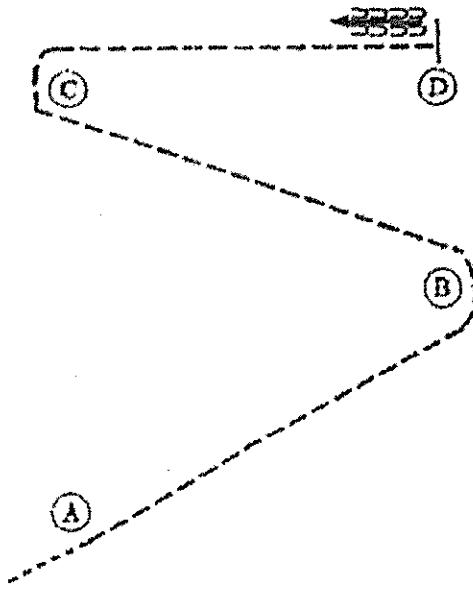


[9/2-48]

WALK/TROT EQUITATION

WWW.HORSESHOWPATTERNS.COM

WWW.HORSESHOWPATTERNS.COM



Be ready before A.

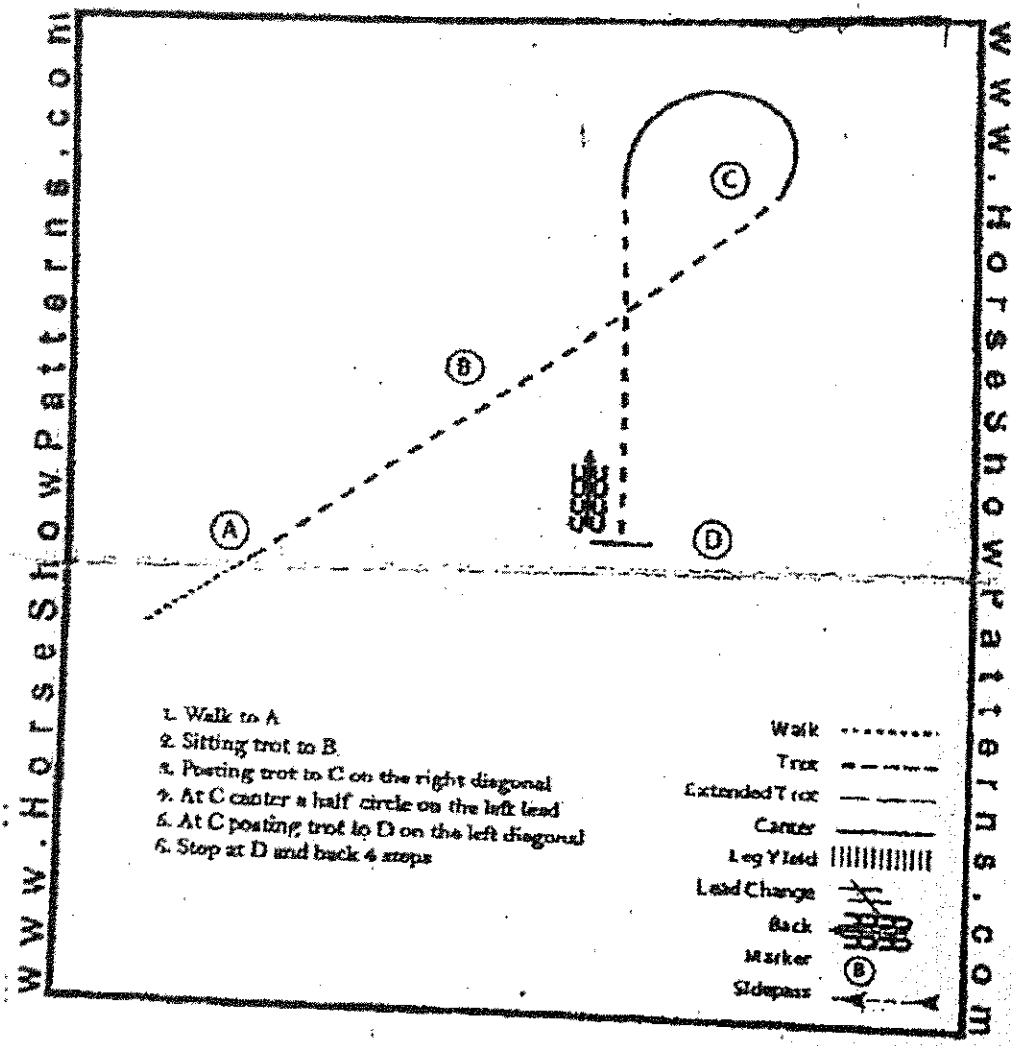
1. Walk to A.
2. Trot on the left diagonal from A to B, then change diagonals.
3. Trot on the right diagonal from B to C.
4. Sitting trot from C to D.
5. Stop at D and back approximately one horse length.

Walk to exit or follow instructions of your ring steward.

- Walk -----
- Trot - - - - -
- Extended Trot ————
- Canter ————
- Leg Yield |||||
- Lead Change X X X X
- Back <---<---<---<---
- Marker (B)
- Sidepass <--->---
- Hand Gallop ————

EQUITATION (All but W-T)

All EQUITATION

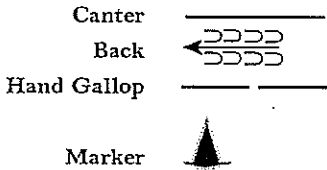
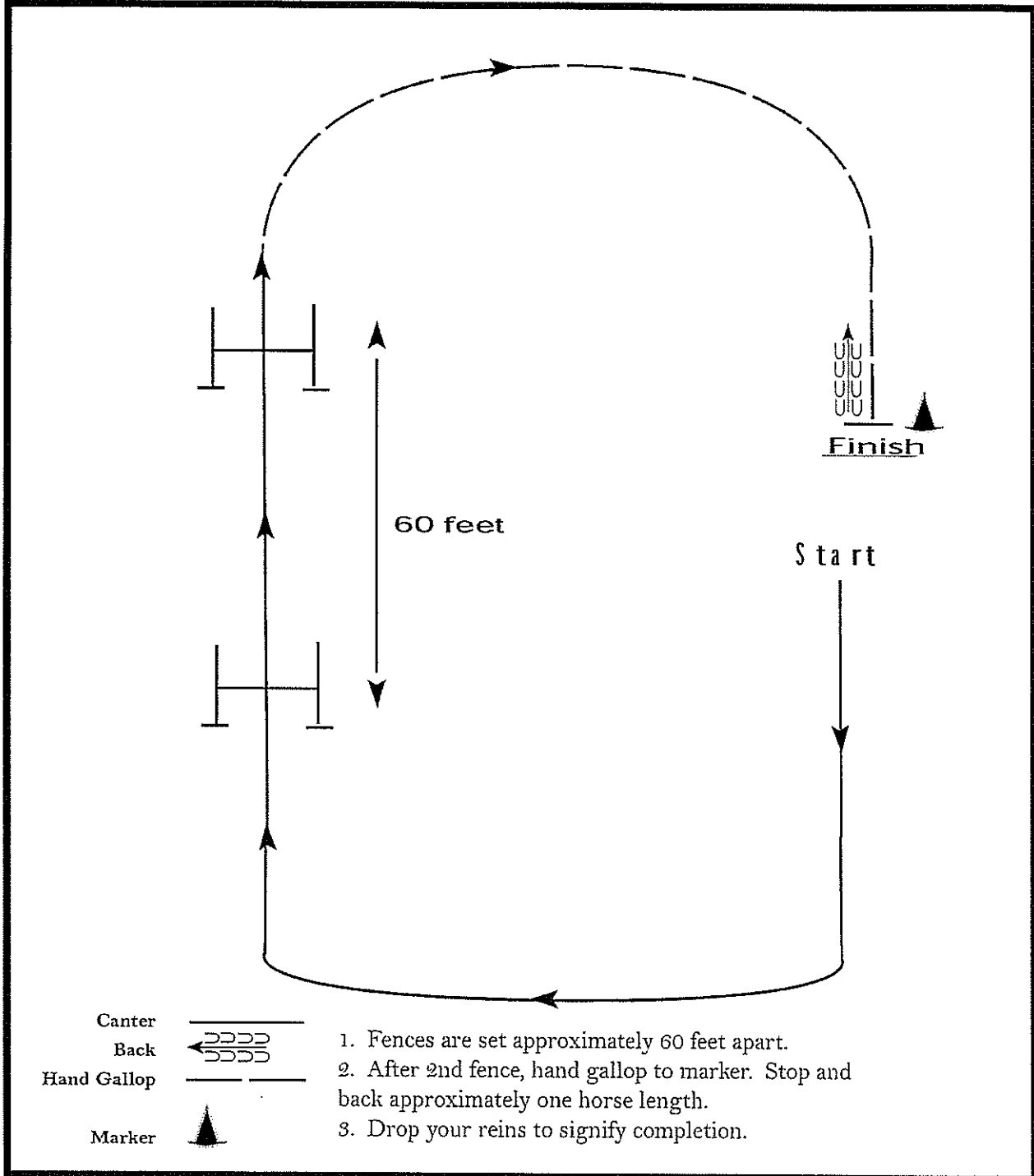


Iowa PHC

Hunter Hack (All)

www.HorseShowPatterns.com

www.HorseShowPatterns.com



1. Fences are set approximately 60 feet apart.
2. After 2nd fence, hand gallop to marker. Stop and back approximately one horse length.
3. Drop your reins to signify completion.


Pattern Provided by:

[HH/60-2]

ALL
WALK/TEST

Western Horsemanship

Show Date:



Be ready at A

1. Jog from A past B
2. Stop past B and perform a 270 degree turn to the left.
3. Extended jog to C.
4. Break to a walk and walk around C and halfway to D
5. Stop and back approximately one horse length.

Follow the instructions of your ring steward.

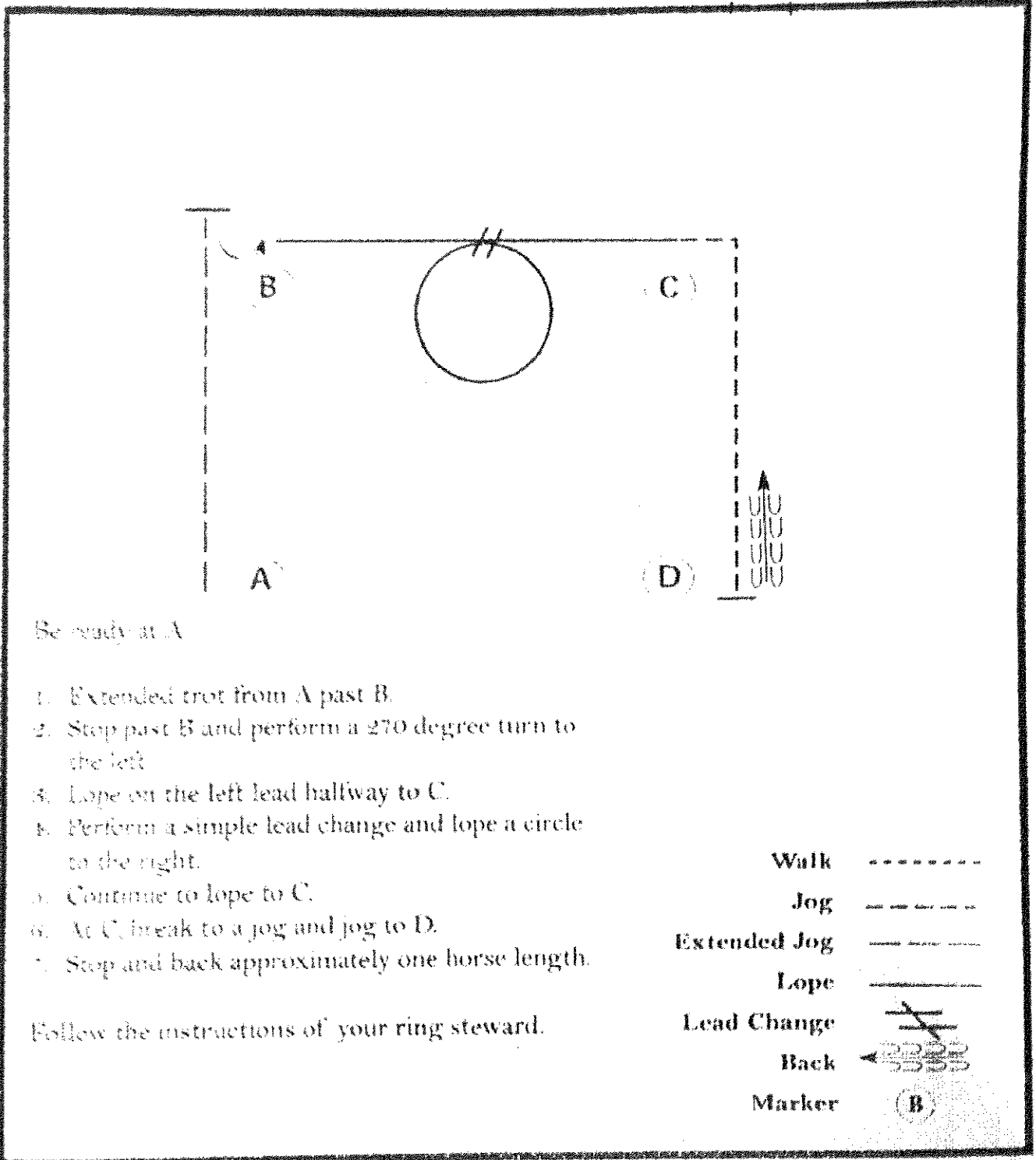
- Walk -----
- Jog - - - - -
- Extended Jog - - - - -
- Lope _____
- Lead Change
- Back
- Marker (B)

[WHAWT]

WESTERN HORSEMANSHIP (All but W-T)

Western Horsemanship

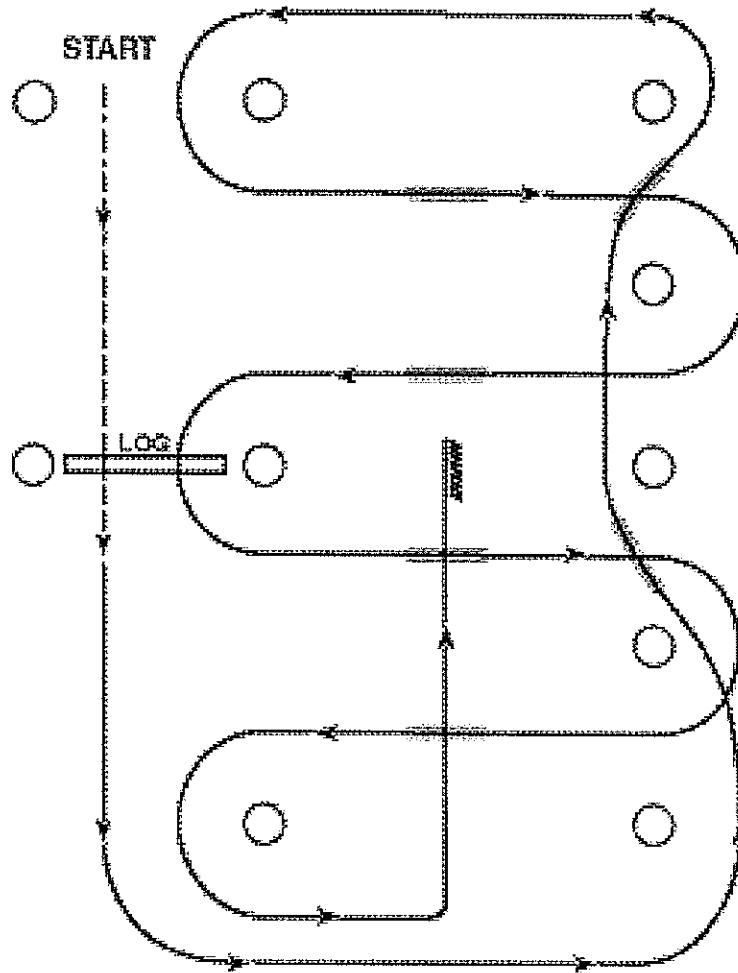
Show Date:



[WH/1-88]

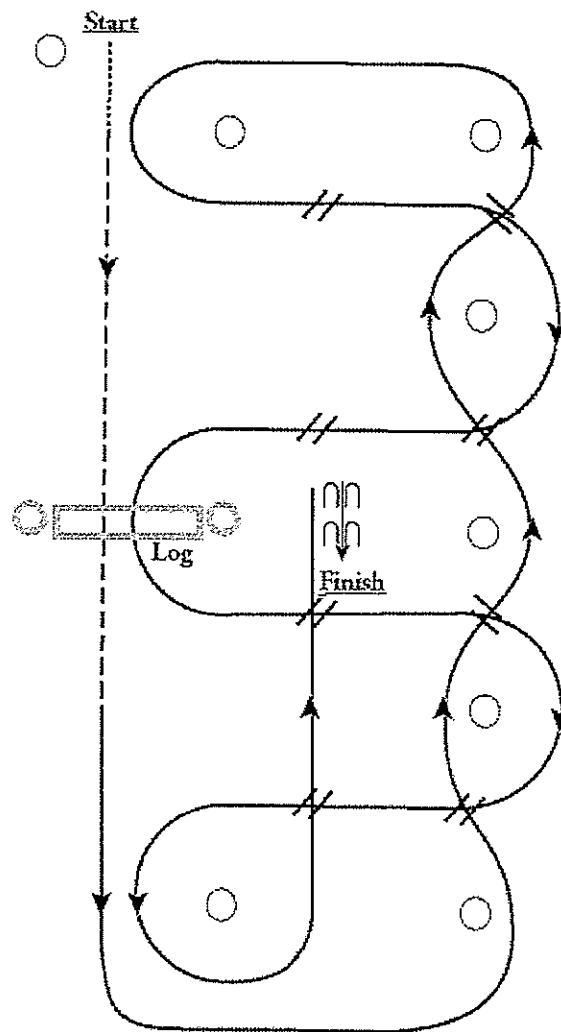
Pattern Provided by:

Green Western Riding Pattern #1



1. Walk at least 15' and jog over log.
2. Transition to left lead and lope around end.
3. First line change.
4. Second line change log around end of arena
5. First crossing change.
6. Second crossing change.
7. Lope over log.
8. Third crossing change.
9. Fourth crossing change.
10. Lope up the center, stop and back.

Western Riding Pattern #1 (All but Green) _____



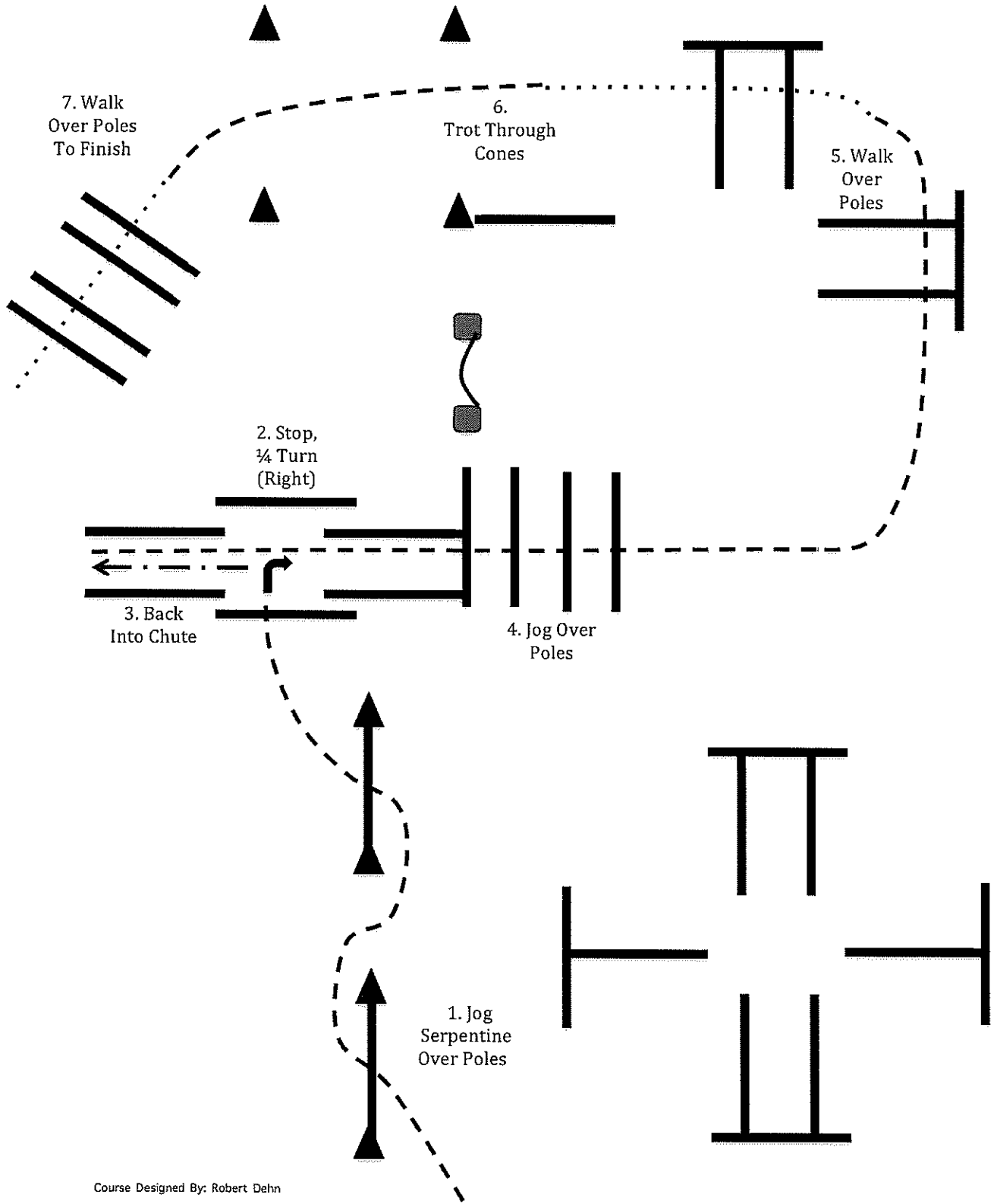
1. Walk at least 15' and jog over log.
2. Transition to lope and lope around end.
3. First line change.
4. Second line change.
5. Third line change.
6. Fourth line change and lope around the end of arena.
7. First crossing change.
8. Second crossing change.
9. Lope over log.
10. Third crossing change.
11. Fourth crossing change.
12. Lope up the center, stop and back.

Iowa April Show

Round 1

Amateur Walk-Trot Trail

Youth Walk Trot Trail 5-10



Course Designed By: Robert Dehn

© Copyright 2017 All rights reserved

Iowa April Show

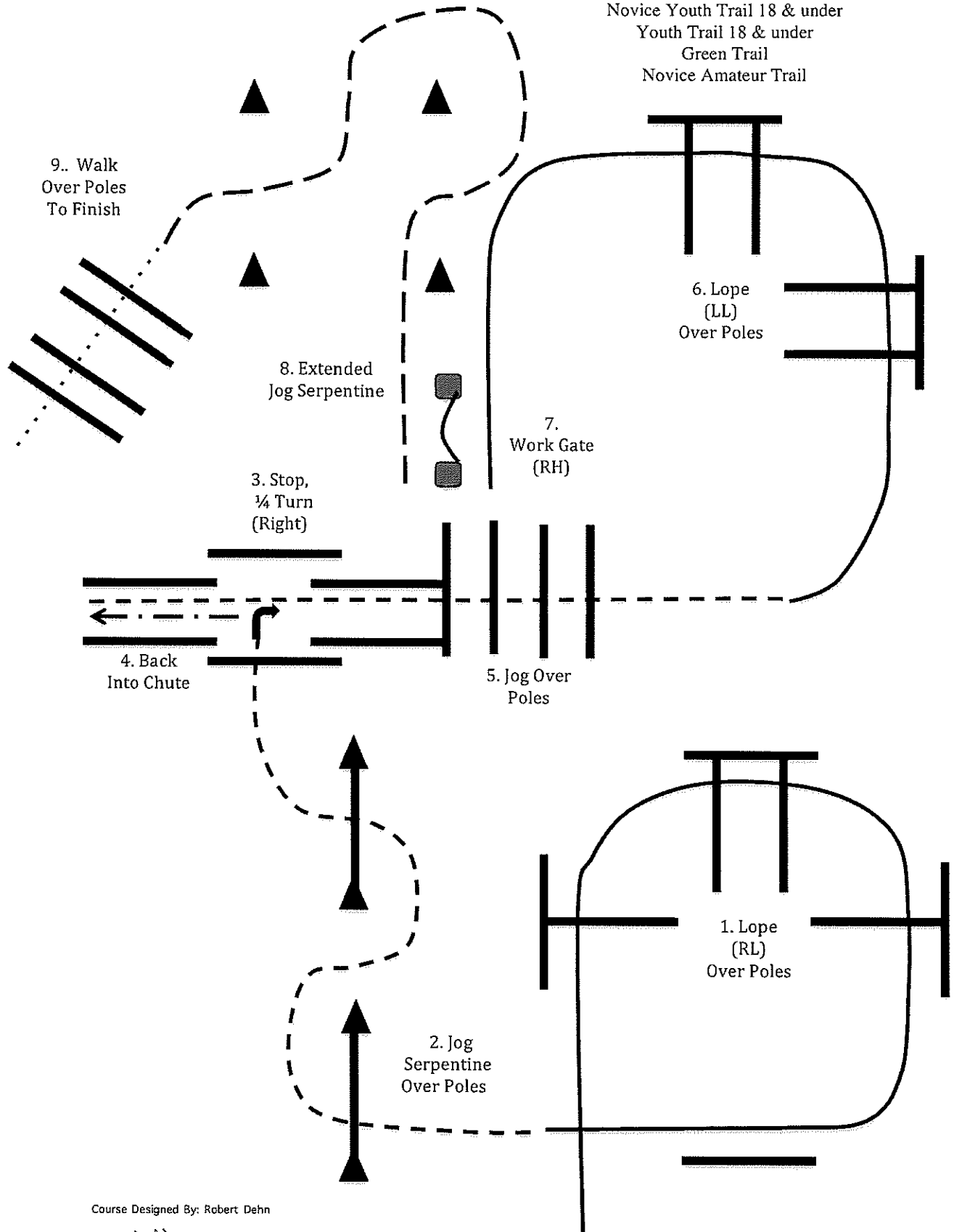
Round 1

Novice Youth Trail 18 & under

Youth Trail 18 & under

Green Trail

Novice Amateur Trail

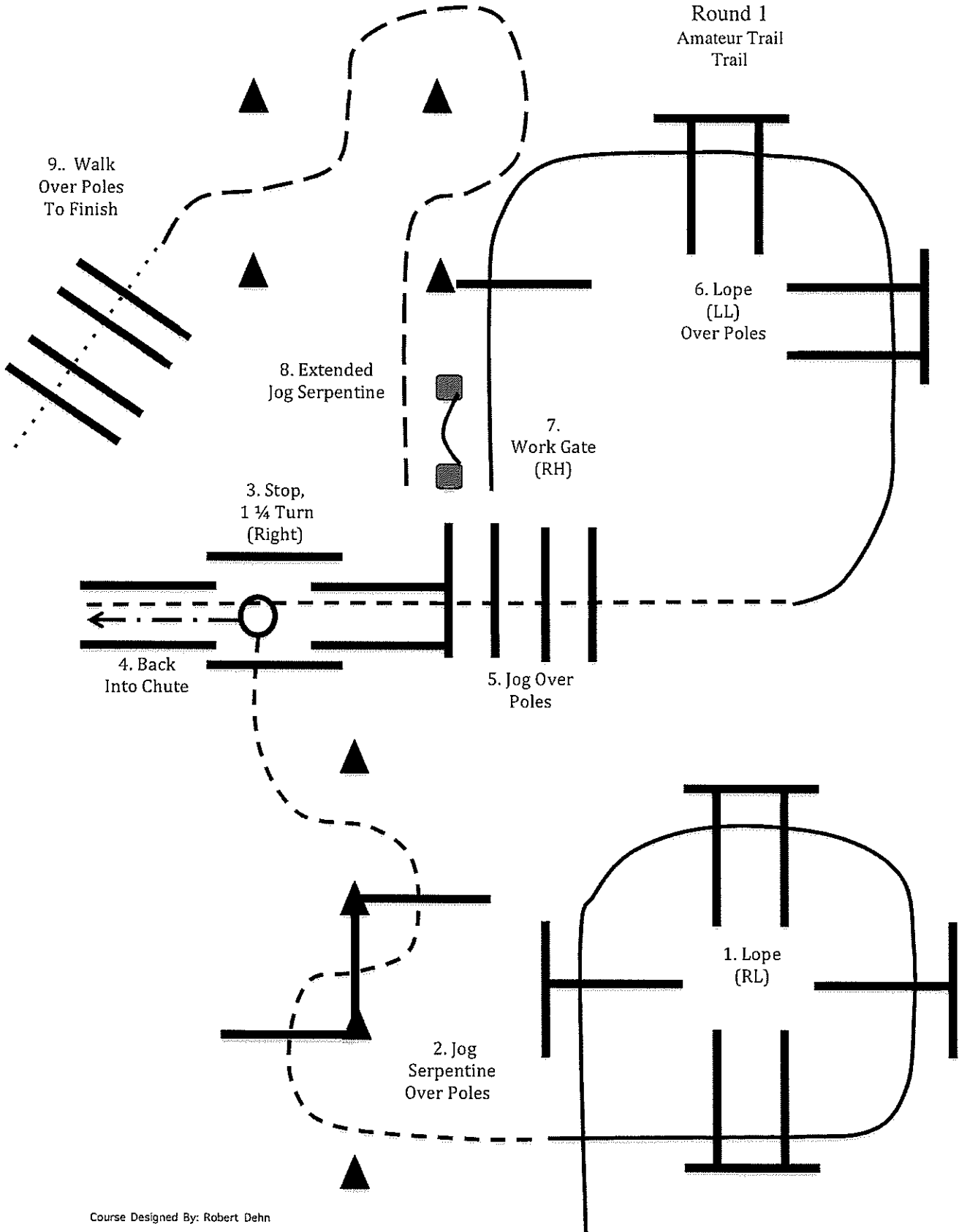


Course Designed By: Robert Dehn

© Copyright 2017 All rights reserved

Iowa April Show

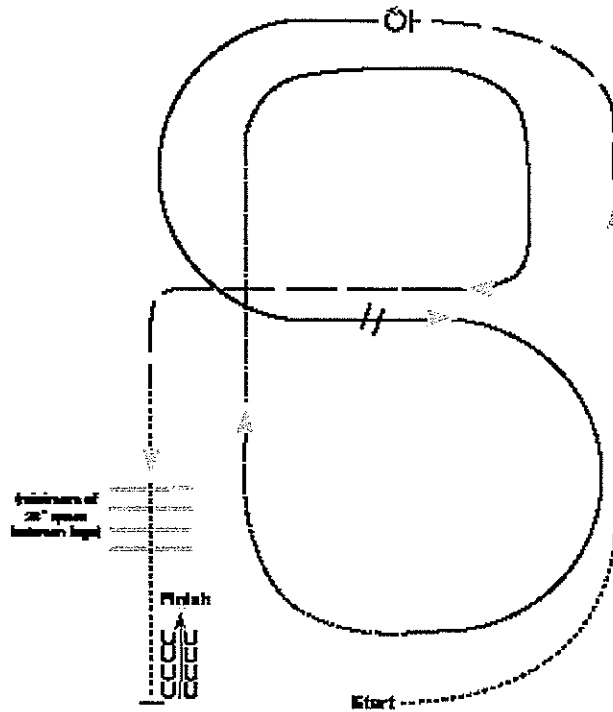
Round 1
Amateur Trail
Trail



Course Designed By: Robert Dehn

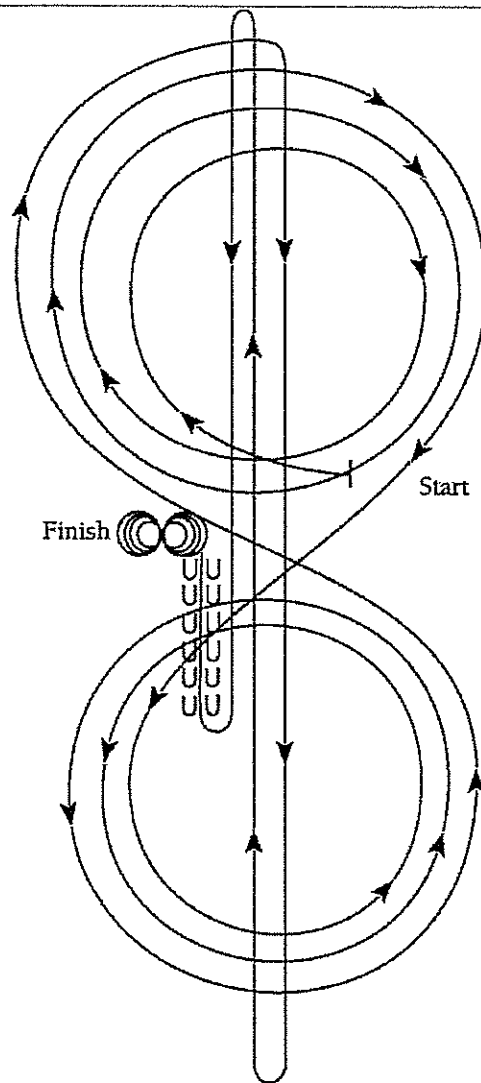
© Copyright 2017 All rights reserved

Ranch Riding Pattern #1



1. Walk
2. Trot
3. Extend the trot ,at the top of the arena, stop
4. 360 turn to the left
5. Left lead ½ circle, lope to the center
6. Change leads (simple or flying)
7. Right lead ½ circle
8. Extended lope up the long side of the arena (right lead)
9. Collect back to a lope around the top of the arena and back to center
10. Break down to an extended trot
11. Walk over poles
12. Stop and back

(All)



Horses may walk or *jog* to the center of the arena. Beginning at the center of the arena facing the left wall or fence.

1. Beginning on the right lead, complete three circles to the right; the first circle small and slow; the next two circles large and fast. Change leads at the center of the arena.
2. Complete three circles to the left; the first circle small and slow; the next two circles large and fast. Change leads at the center of the arena.
3. Continue around previous circle to the right. At the top of the circle, run down the middle to the far end of the arena past the end marker and do a right rollback - no hesitation.
4. Run up the middle to the opposite end of the arena past the end marker and do a left rollback - no hesitation.
5. Run past the center marker and do a sliding stop. Back up to the center of the arena or at least ten feet (3m). Hesitate.
6. Complete four spins to the right. Hesitate.
7. Complete four spins to the left. Hesitate to demonstrate the completion of the pattern.

Rider may dismount and drop bridle to the designated judge.



SUNDAY'S PATTERNS

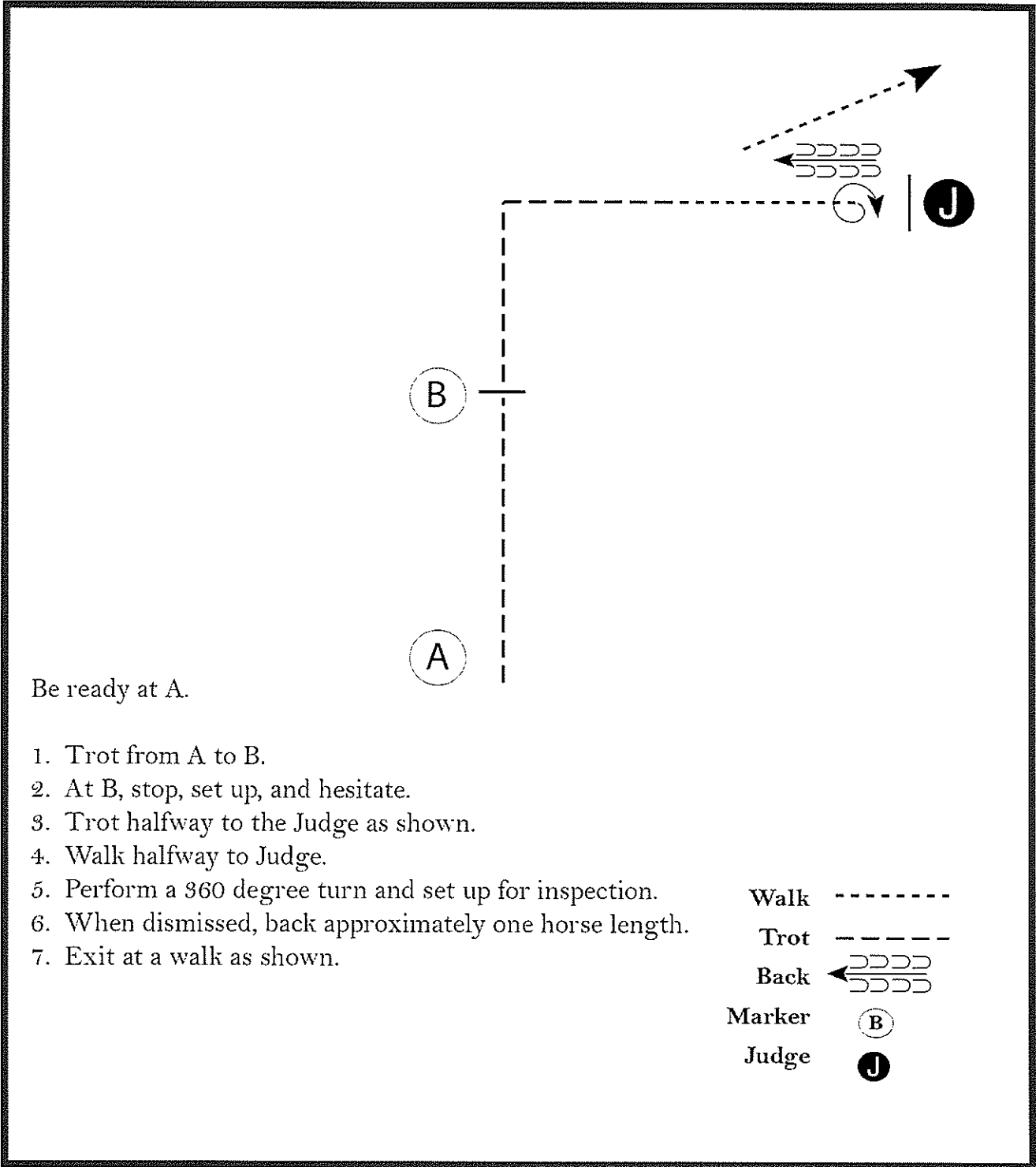
Iowa Paint Horse Club

Showmanship (Yth WT, AM Walk ony, Novice Youth, Novice AM)

Show Date: 04-09-2017

www.HorseShowPatterns.com

www.HorseShowPatterns.com



Be ready at A.

1. Trot from A to B.
2. At B, stop, set up, and hesitate.
3. Trot halfway to the Judge as shown.
4. Walk halfway to Judge.
5. Perform a 360 degree turn and set up for inspection.
6. When dismissed, back approximately one horse length.
7. Exit at a walk as shown.

Walk	-----
Trot	- - - - -
Back	← ≡≡≡ ≡≡≡
Marker	⊙ B
Judge	⊙ J

[S/1-92]

Pattern Provided by:

Judges

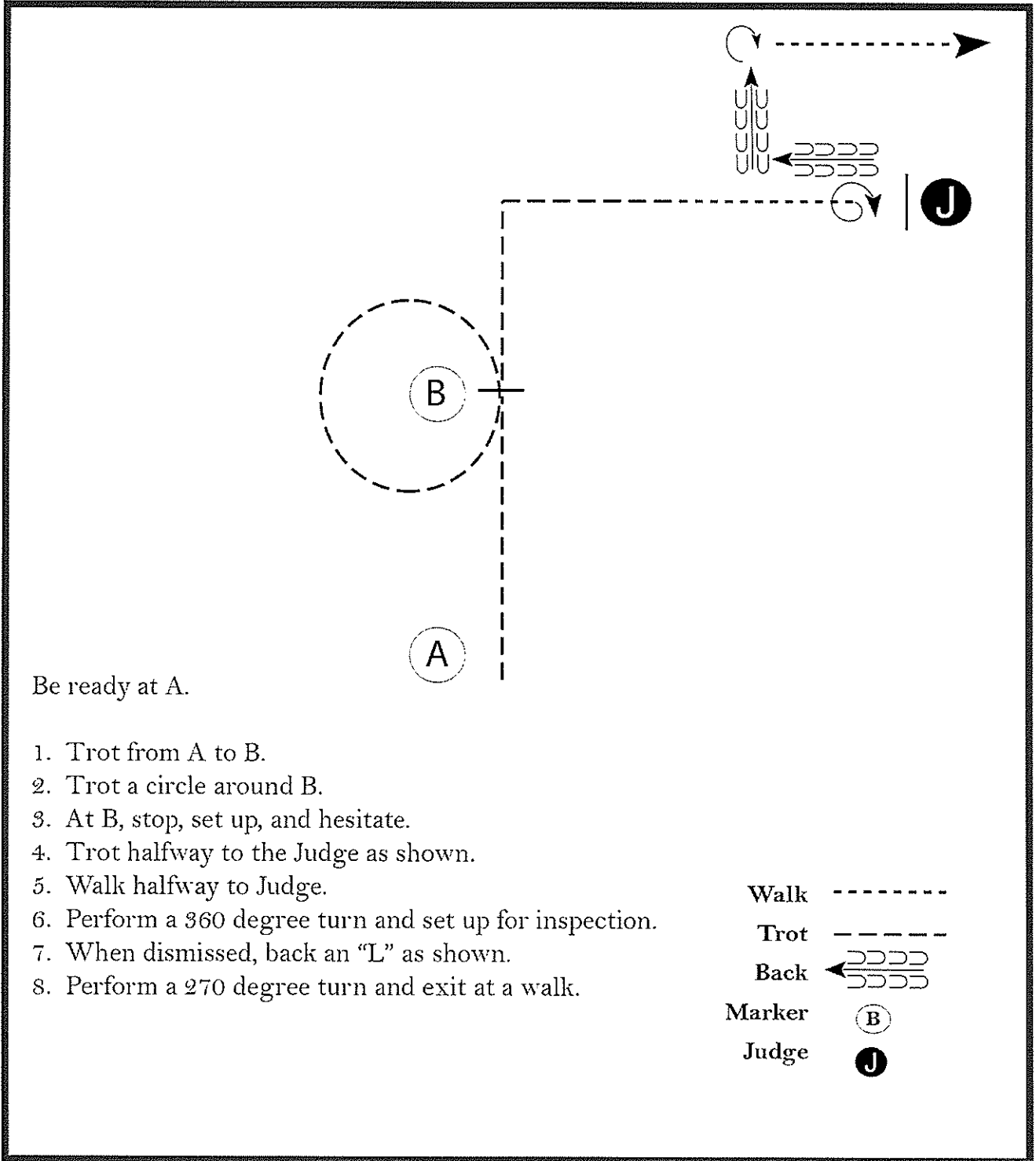
Iowa Paint Horse Club

Showmanship (Youth, AM, SPB AM)

Show Date: 04-09-2017

www.HorseShowPatterns.com

www.HorseShowPatterns.com



Be ready at A.

1. Trot from A to B.
2. Trot a circle around B.
3. At B, stop, set up, and hesitate.
4. Trot halfway to the Judge as shown.
5. Walk halfway to Judge.
6. Perform a 360 degree turn and set up for inspection.
7. When dismissed, back an "L" as shown.
8. Perform a 270 degree turn and exit at a walk.

Walk	-----
Trot	-----
Back	←=====
Marker	⊙ B
Judge	● J

[S/3-92]

Pattern Provided by:
Judges

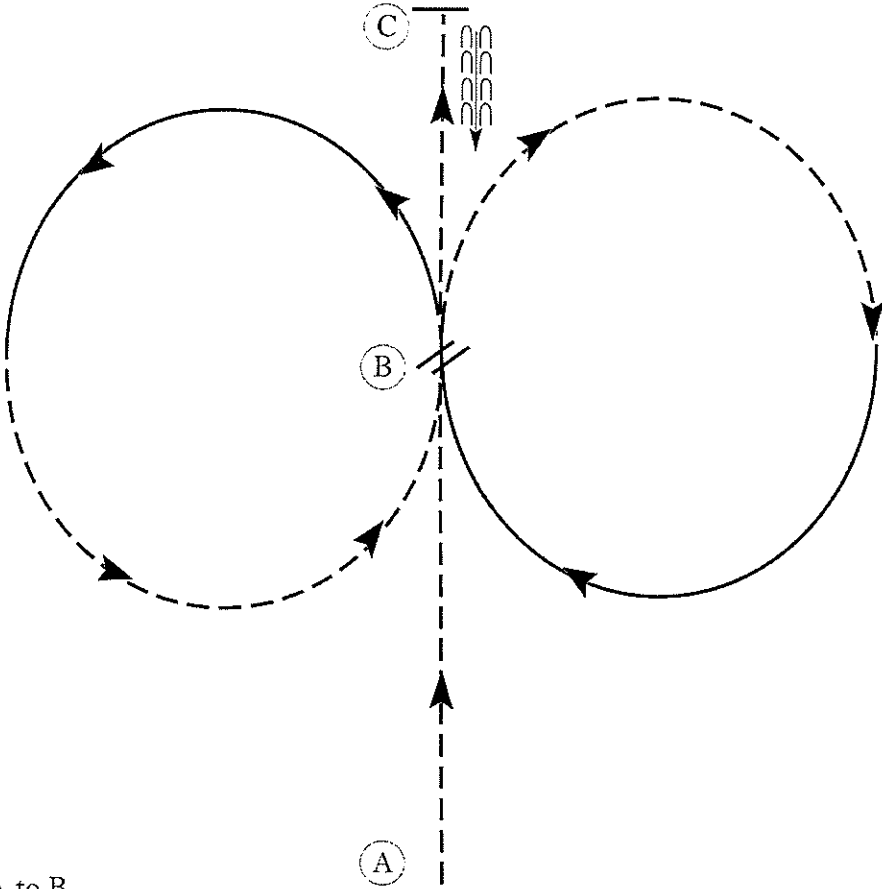
Iowa Paint Horse Club

Hunt Seat Equitation (Youth, AM)

Show Date: 04-09-2017

www.HorseShowPatterns.com

www.HorseShowPatterns.com



1. Sitting trot A to B
2. At B posting trot on the left diagonal in a half circle.
3. Canter on the right lead back to B.
4. Change leads at B and canter on the left lead in a half circle.
5. Posting trot on the right diagonal back to B.
6. Sitting trot to C.
7. Stop at C and back approximately one horse length.

Exit at a sitting trot.

Walk	-----
Trot	- - - - -
Extended Trot	- - - - -
Canter	—————
Leg Yield	
Lead Change	///
Back	←←←←←
Marker	(B)
Sidepass	←- - - -←
Hand Gallop	—————

[HSE/3-21]

Pattern Provided by:
Judges

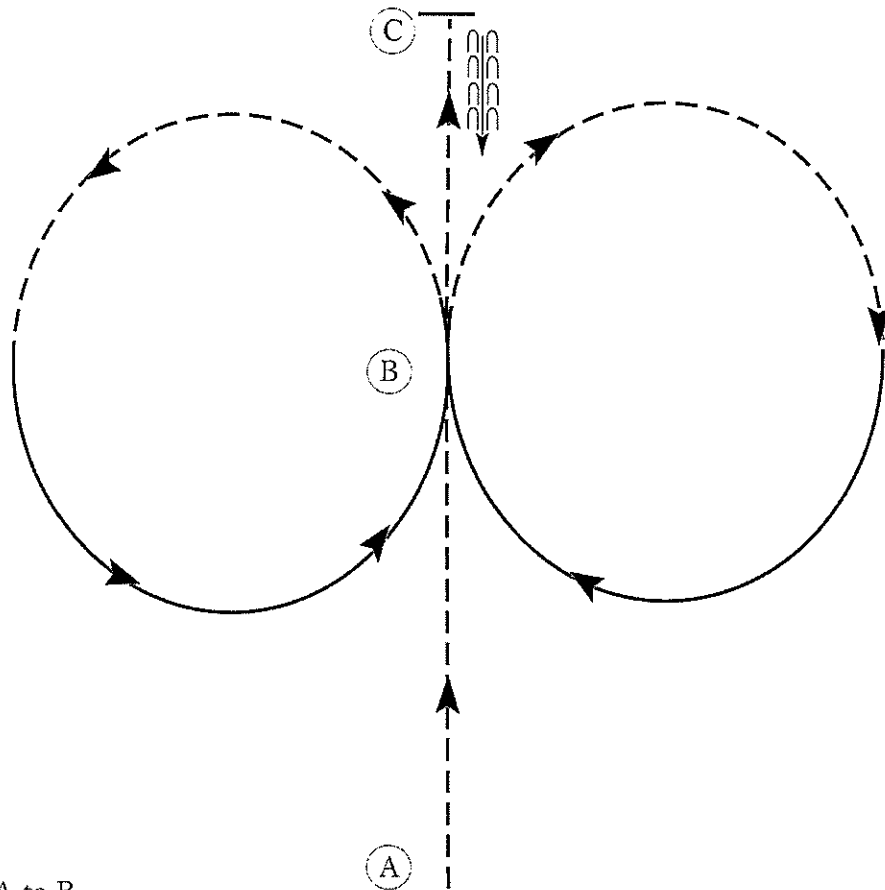
Iowa Paint Horse Club

Hunt Seat Equitation (Novice Youth, Novice AM)

Show Date: 04-09-2017

www.HorseShowPatterns.com

www.HorseShowPatterns.com



1. Sitting trot A to B
2. At B posting trot on the left diagonal in a half circle.
3. Canter on the right lead back to B. .
4. Posting trot on the right diagonal in a half circle.
5. Canter on the left lead back to B.
6. Sitting trot to C.
7. Stop at C and back approximately one horse length.

Exit at a sitting trot.

Walk
Trot	-----
Extended Trot	-----
Canter	—————
Leg Yield	
Lead Change	///
Back	←←←←←
Marker	(B)
Sidepass	←-----←
Hand Gallop	—————

[HSE/2-21]

Pattern Provided by:

Judges

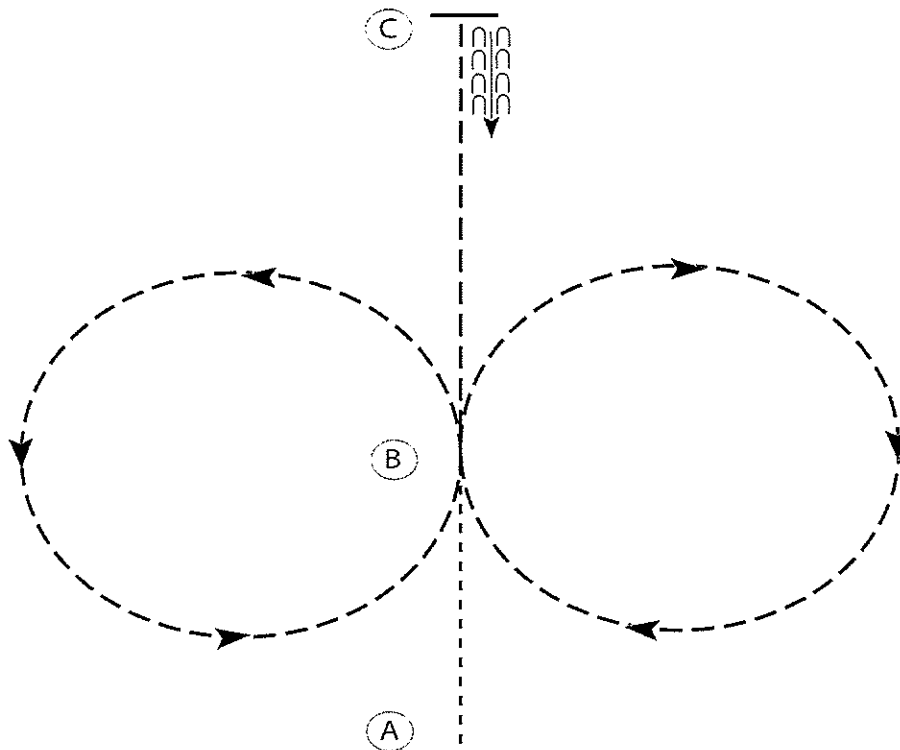
Iowa Paint Horse Club

Hunt Seat Equitation (Youth/AM Walk Trot)

Show Date: 04-09-2017

www.HorseShowPatterns.com

www.HorseShowPatterns.com



1. Walk A to B.
2. At B posting trot a circle to the right on the proper diagonal.
3. At B posting trot a circle to the left on the proper diagonal.
4. At B sitting trot to C.
5. At C stop and back approximately one horse length.

Walk
Trot	-----
Extended Trot	- - - - -
Canter	—————
Leg Yield	
Lead Change	///
Back	←←←←←
Marker	(B)
Sidepass	←- - - -←
Hand Gallop	———

[HSE/WT-5]

Pattern Provided by:

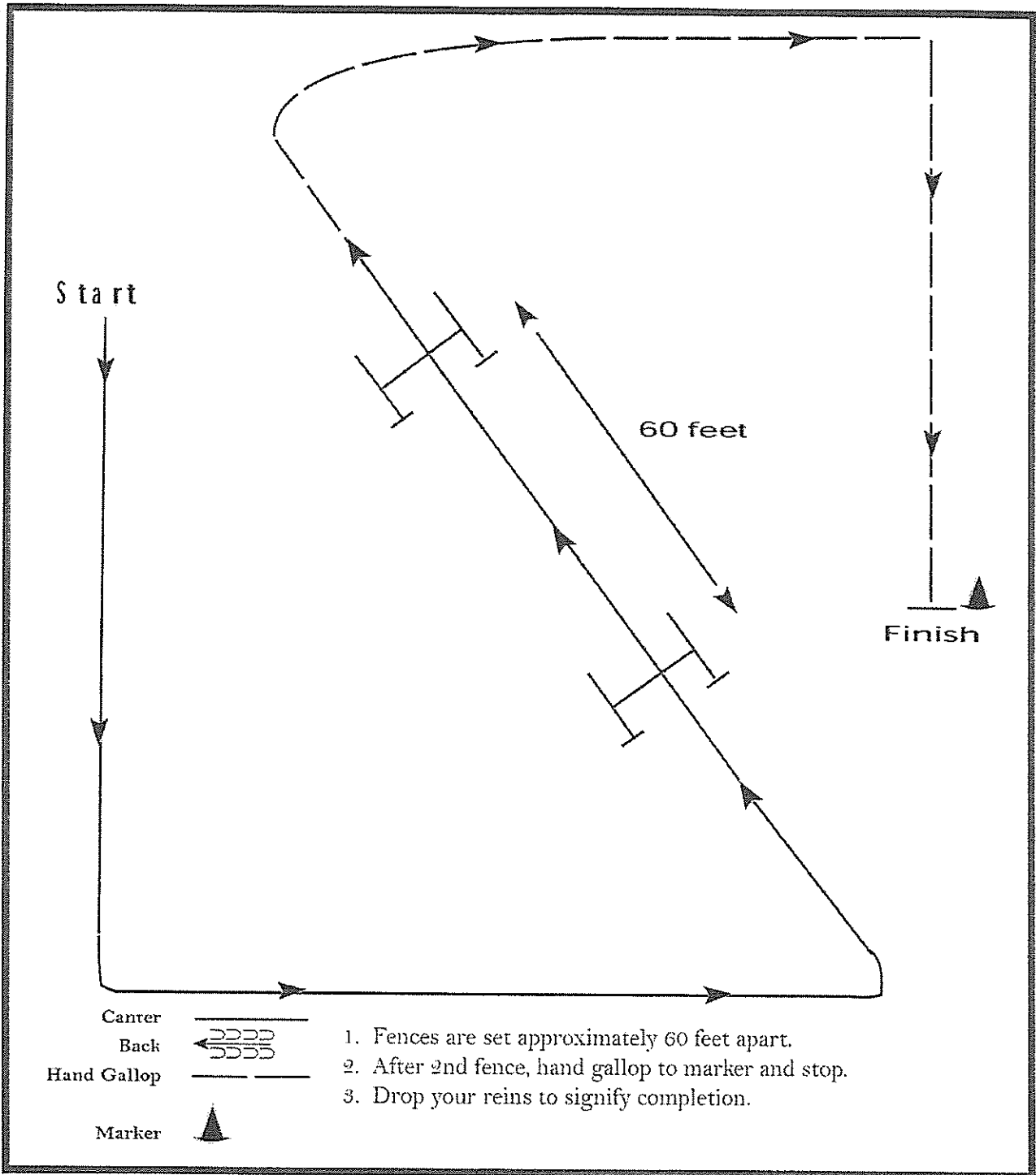
Judges


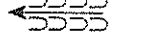


IPHC Show

Hunter Hack (All groups)

W W W . H O R S E S H O W P A T T E R N S . C O M

W W W . H O R S E S H O W P A T T E R N S . C O M



Canter 
 Back 
 Hand Gallop 
 Marker 

1. Fences are set approximately 60 feet apart.
2. After 2nd fence, hand gallop to marker and stop.
3. Drop your reins to signify completion.

[HH/60-11]

Pattern Provided by:
Dan Williams

Iowa Paint Horse Club

Horsemanship (Youth, AM)

Show Date: 04-09-2017

www.HorseShowPatterns.com

www.HorseShowPatterns.com

Be ready at A.

1. When acknowledged, back approximately 2 horse lengths.
2. Perform a 360 degree turn to the right.
3. Walk to A.
4. Extend the jog to B.
5. Lope on the left lead in a half circle until even with B.
6. Perform a lead change.
7. Lope on the right lead until even with A.
8. Break to a jog and exit pattern at a jog.

Pattern is over once you have jogged two strides past A.

Follow the instructions of your ring steward.

Walk	-----
Jog	- - - - -
Extended Jog	- - - - -
Lope	—————
Lead Change	— / —
Back	← — — — —
Marker	⊙ B

[WH/3-83]

Pattern Provided by:

Judges

Iowa Paint Horse Club

Horsemanship (Novice Youth, Novice AM)

Show Date: 04-09-2017

www.HorseShowPatterns.com

www.HorseShowPatterns.com

Be ready at A.

1. When acknowledged, back approximately 2 horse lengths.
2. Walk to A.
3. Lope on the left lead to B.
4. Jog in a half circle until even with B.
5. Lope on the right lead until even with A.
6. Break to a jog and exit pattern at a jog.

Pattern is over once you have jogged two strides past A.

Follow the instructions of your ring steward.

Walk	-----
Jog	- - - - -
Extended Jog	— — — —
Lope	—————
Lead Change	
Back	
Marker	

[WH/2-83]

Pattern Provided by:

Judges

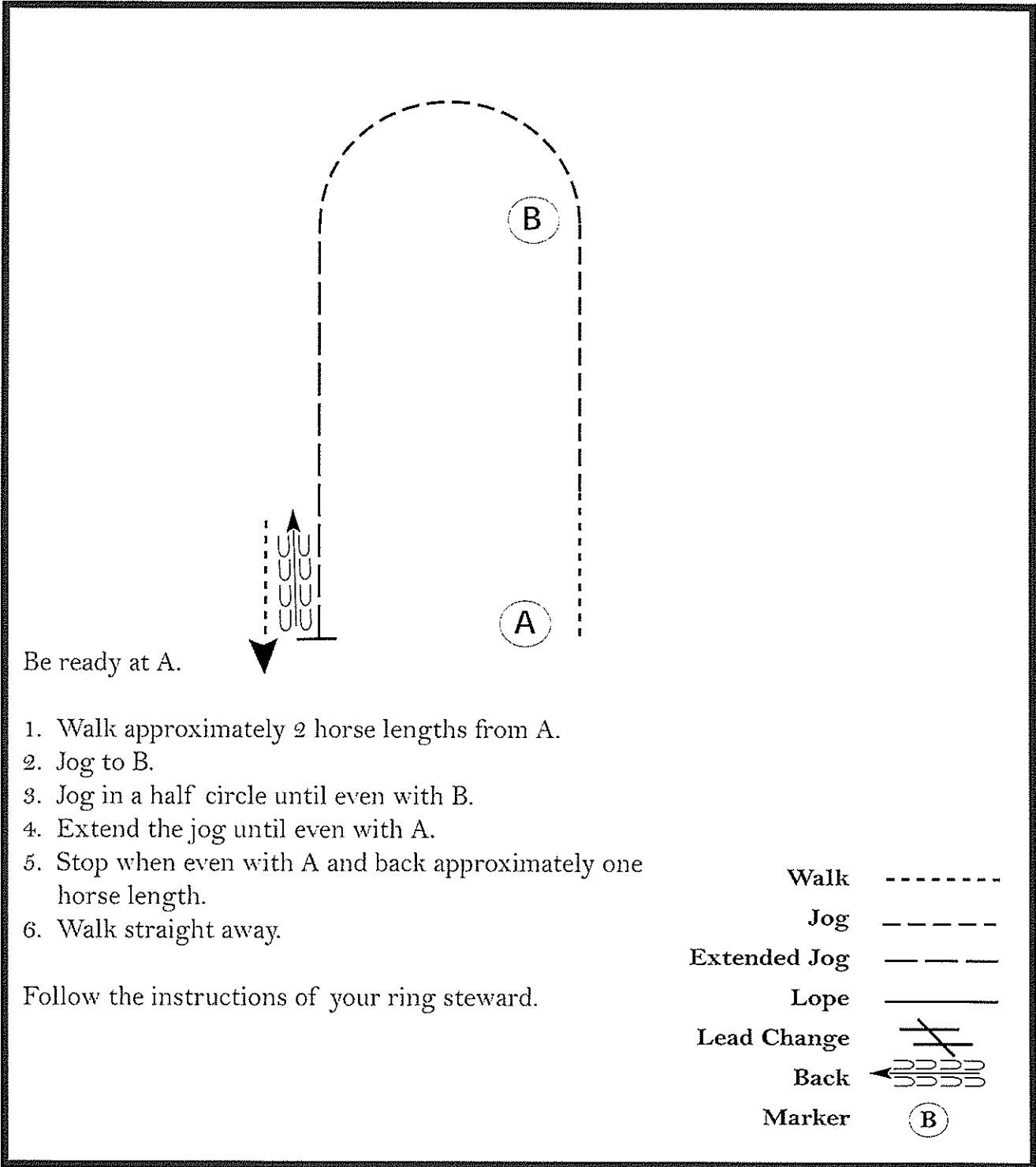
Iowa Paint Horse Club

Horsemanship (Youth/AM Walk Trot)

Show Date: 04-09-2017

www.HorseShowPatterns.com

www.HorseShowPatterns.com



Be ready at A.

1. Walk approximately 2 horse lengths from A.
2. Jog to B.
3. Jog in a half circle until even with B.
4. Extend the jog until even with A.
5. Stop when even with A and back approximately one horse length.
6. Walk straight away.

Follow the instructions of your ring steward.

- Walk -----
- Jog - - - - -
- Extended Jog - - - - -
- Lope | | | | |
- Lead Change / / / / /
- Back ← U U U U U
- Marker (B)

[WH/WT-84]

Pattern Provided by:
Judges

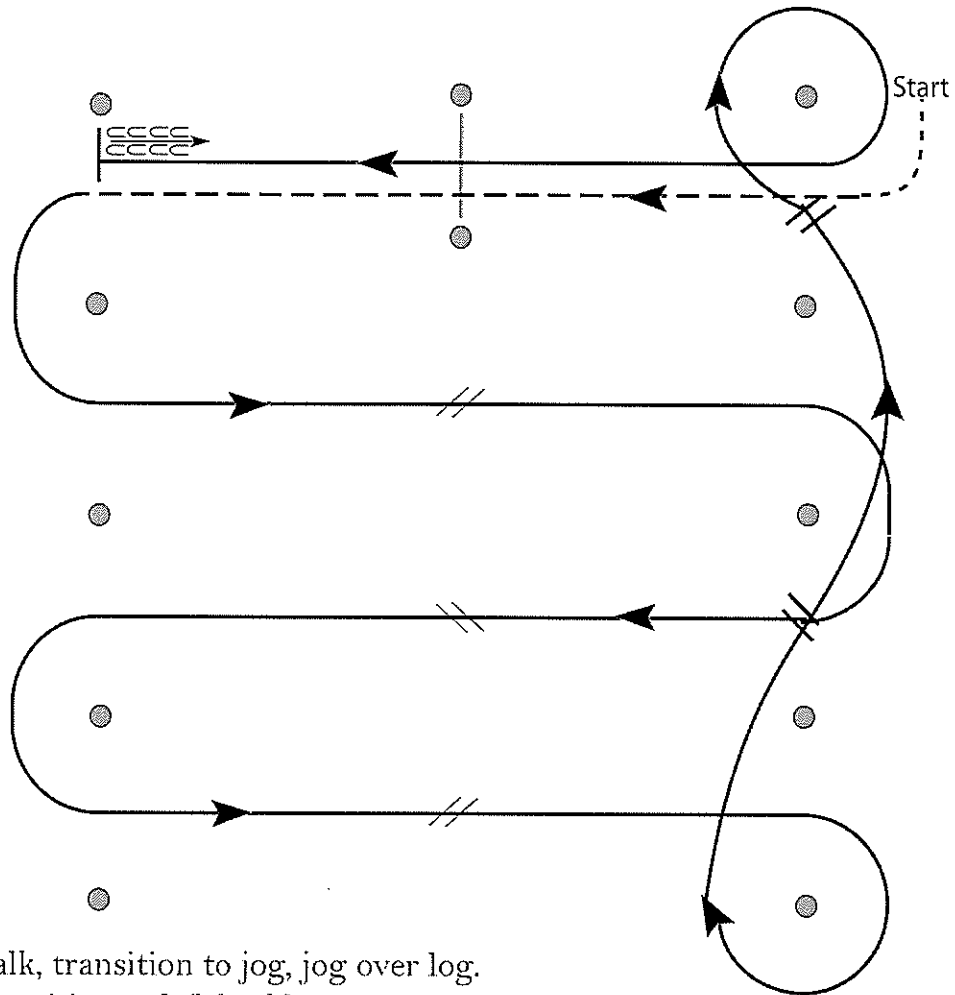
Iowa Paint Horse Club

Green Western Riding

Show Date: 04-09-2017

w w w . H o r s e S h o w P a t t e r n s . c o m

w w w . H o r s e S h o w P a t t e r n s . c o m



1. Walk, transition to jog, jog over log.
2. Transition to left lead lope.
3. First crossing change.
4. Second crossing change.
5. Third crossing change.
6. Circle and first line change.
7. Second line change and circle.
8. Lope log.
9. Stop and back.

[WR/GP-2]

Pattern Provided by:

Judges

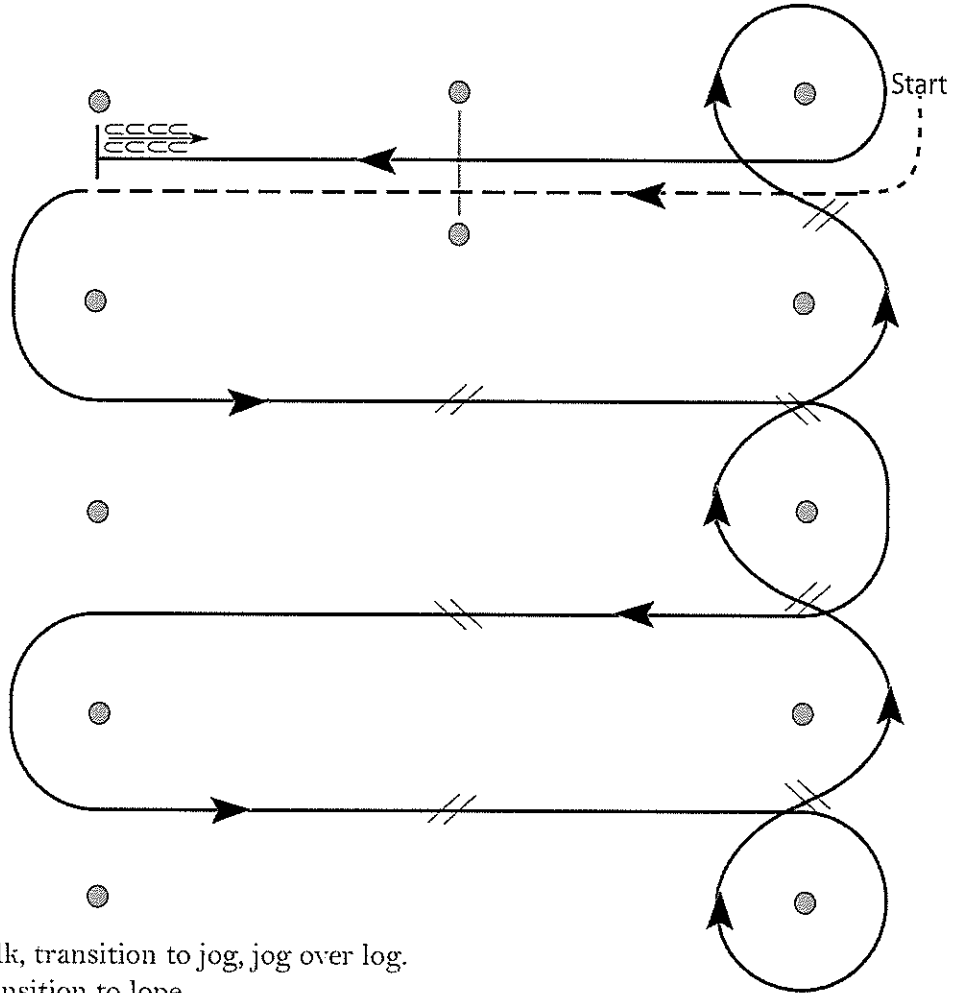
Iowa Paint Horse Club

Western Riding (Open, youth, AM)

Show Date: 04-09-2017

www.HorseShowPatterns.com

www.HorseShowPatterns.com



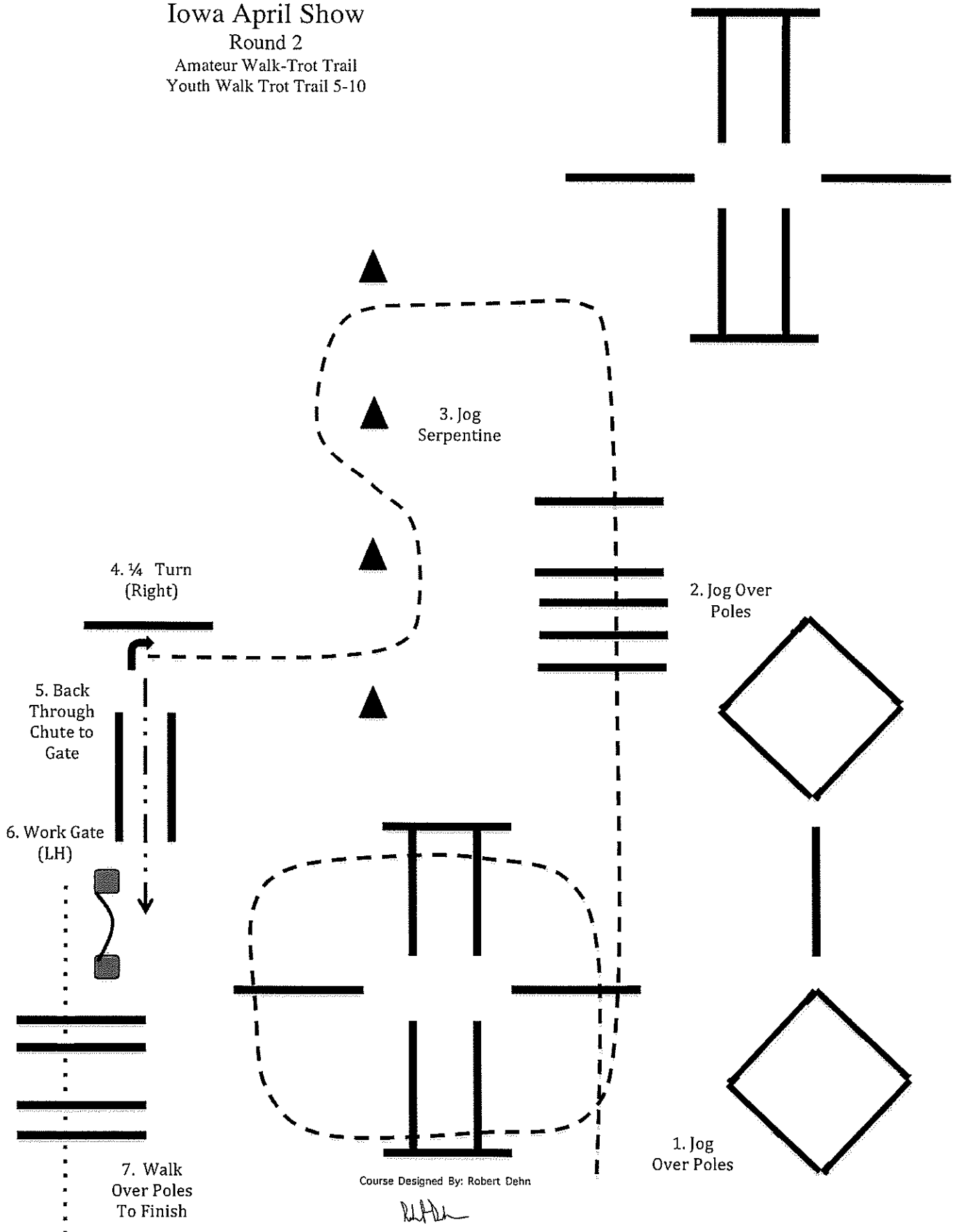
1. Walk, transition to jog, jog over log.
2. Transition to lope.
3. First crossing change.
4. Second crossing change.
5. Third crossing change.
6. Circle and first line change.
7. Second line change.
8. Third line change.
9. Fourth line change and circle.
10. Lope log.
11. Lope, stop and back.

[WR/OP-2]

Pattern Provided by:

Judges

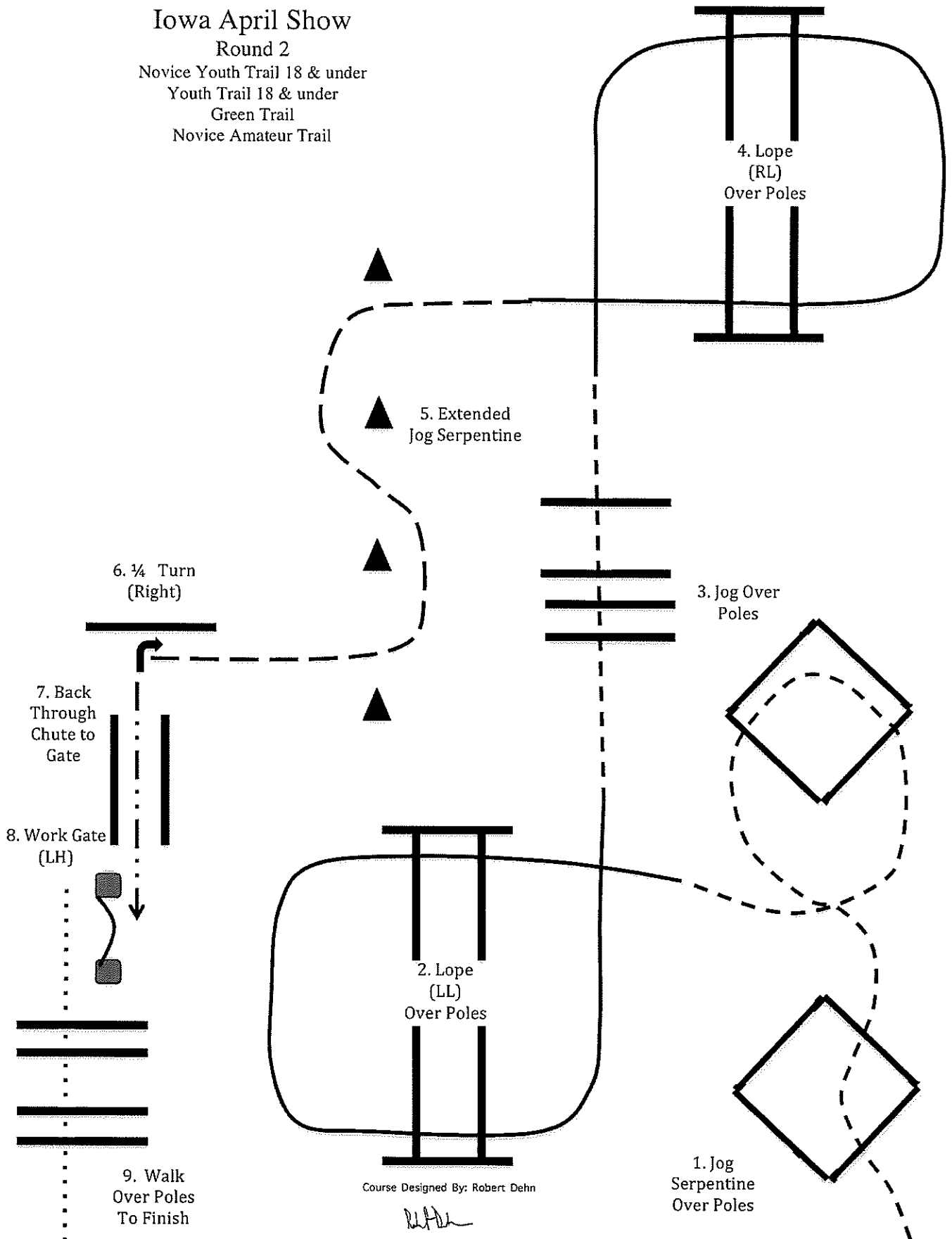
Iowa April Show
Round 2
Amateur Walk-Trot Trail
Youth Walk Trot Trail 5-10



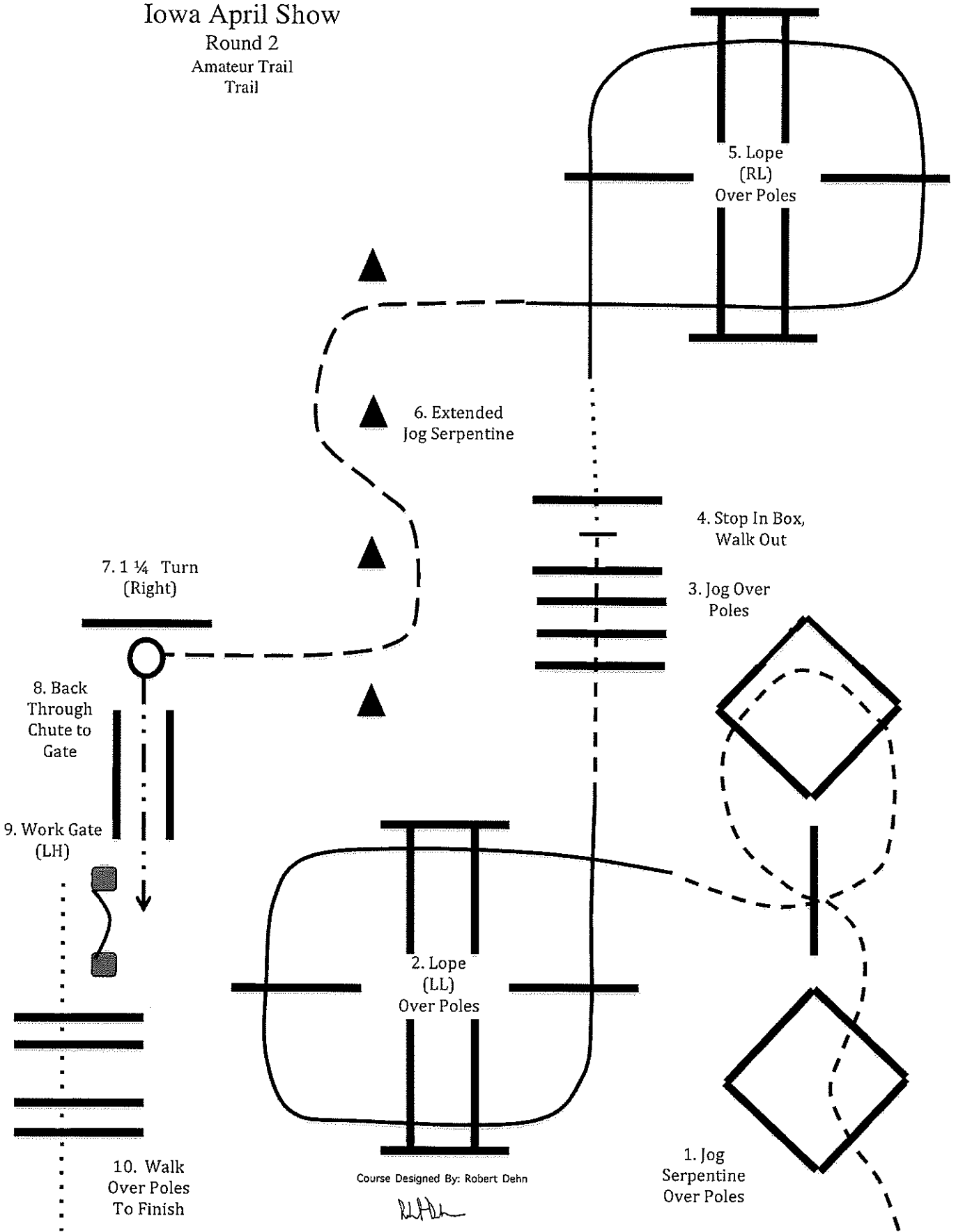
Course Designed By: Robert Dehn

© Copyright 2017 All rights reserved

Iowa April Show
Round 2
Novice Youth Trail 18 & under
Youth Trail 18 & under
Green Trail
Novice Amateur Trail



Iowa April Show
Round 2
Amateur Trail
Trail



Course Designed By: Robert Dehn

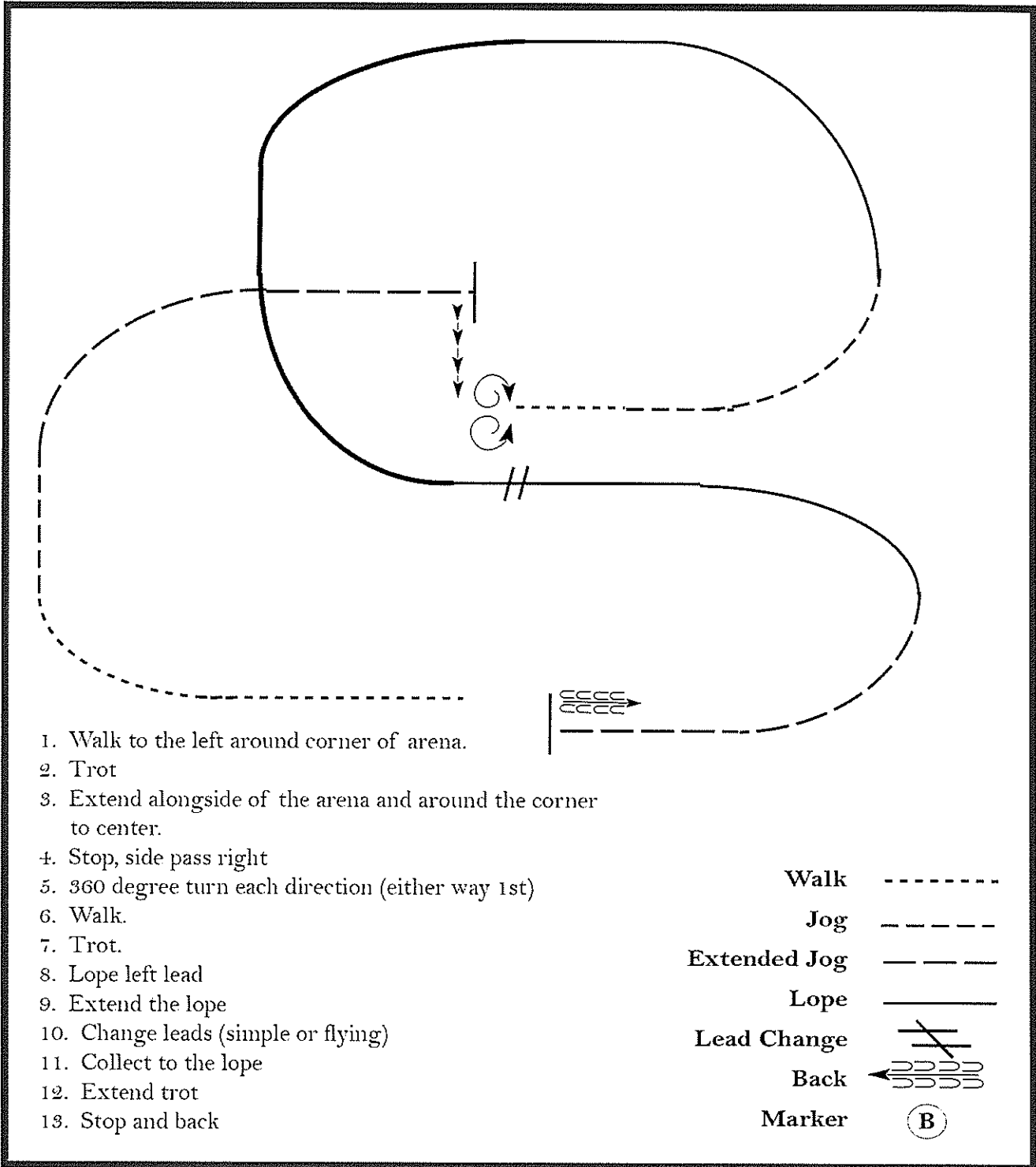
Iowa Paint Horse Club

All Ranch Riding

Show Date: 04-09-2017

W W W . H O R S E S H O W P A T T E R N S . C O M

W W W . H O R S E S H O W P A T T E R N S . C O M



1. Walk to the left around corner of arena.
2. Trot
3. Extend alongside of the arena and around the corner to center.
4. Stop, side pass right
5. 360 degree turn each direction (either way 1st)
6. Walk.
7. Trot.
8. Lope left lead
9. Extend the lope
10. Change leads (simple or flying)
11. Collect to the lope
12. Extend trot
13. Stop and back

Walk	-----
Jog	- - - - -
Extended Jog	- - - - -
Lope	—————
Lead Change	
Back	
Marker	(B)

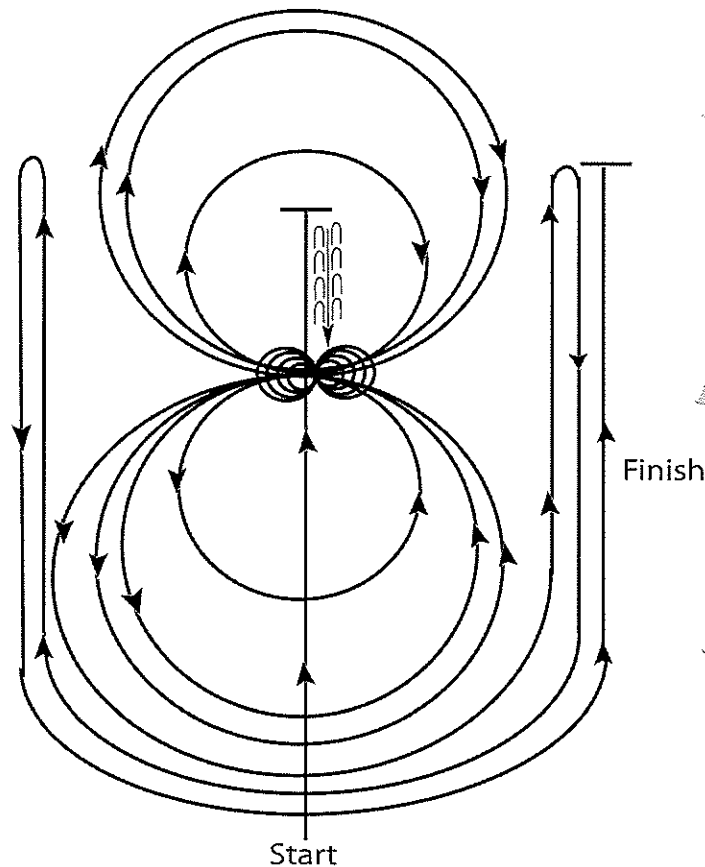
[RR/3]

Pattern Provided by:
Judges

Iowa Paint Horse Club

All Reining

Show Date: 04-09-2017



1. Run past the center marker and do a sliding stop. Back up to the center of the arena or at least ten feet (3m) Hesitate.
 2. Complete four spins to the right.
 3. Complete four and one-quarter spins to the left so that horse is facing the left wall or fence. Hesitate.
 4. Beginning on the left lead, complete three circles to the left: the first circle small and slow; the next two circles large and fast. Change leads at the center of the arena.
 5. Complete three circles to the right: the first circle small and slow; the next two circles large and fast. Change leads at the center of the arena.
 6. Begin a large fast circle to the left but do not close this circle. Run up the right side of the arena past the center marker and do a right rollback at least twenty feet (6.09m) from the wall or fence – no hesitation.
 7. Continue back around the previous circle but do not close this circle. Run up the left side of the arena past the center marker and do a left rollback at least twenty feet (6.09m) from the wall or fence – no hesitation.
 8. Continue back around previous circle but do not close this circle. Run up right side of the arena past the center marker and do a sliding stop at least twenty feet (6.09m) from the wall or fence. Hesitate to demonstrate completion of the pattern.
- Rider may drop bridle to the designated judge.

[R/AQHAP-9]

Pattern Provided by:

Judges